

GSI®

Collection 2023/24



Italian Design. Italian Made.

Prices are RRP inclusive of VAT (non binding)



Italian Design. Italian Made.

Designed and made in Italy, GSI Ceramica offers the highest quality sanitaryware for contemporary living. Expertly crafted using the latest technology, all GSI products feature pristine profiles and smooth surfaces thanks to the exclusive Antibacterial Extraglaze® treatment for enduring good looks. GSI's five distinctive ranges come with dedicated storage solutions, providing homeowners and designers with pure Italian design inspiration for their bathroom projects.

Based in Civita Castellana at the heart of Italy's ceramic tradition, GSI Ceramica has cleverly balanced traditional craftsmanship with leading edge technical innovations since the 1930's. This approach to production enables the company to offer clean and beautiful designs at the highest quality standards.


Today, GSI Ceramica is a leader in sanitaryware production and a global brand sold in over 50 countries worldwide. The company's commitment to research and development and its strong focus on innovation result in the most advanced and well designed products for the bathroom, all Made in Italy.

Manufacturing

Manual ability and automation, craftsmanship and technology.

GSI products are the result of a complex development process which harnesses the latest 3D system technology in every phase of design and prototyping. This is followed by a high pressure production method, automated enamelling and setting in a kiln running at 1250 C. The entire process is supervised in detail by qualified staff who carry out constant quality checking. Each phase of production, and every item produced, is tested against a strict quality control system conforming to the latest European standards.

Technical, functional and aesthetic requirements form a selected system of products which allow GSI ceramics to only offer its clientele products that are of high level quality endowed with the certified document CE. Over the last few years, the company has invested in the latest generation production plants; high pressure casting systems which are the most innovative and efficient in the sector. This latest technology, allows a quality improvement and also grants a strict supervision throughout the entire production phase, considerably raising the qualitative standards of the finished product.







Adler Mountain Lodge, Alpe di Siusi

Projects

GSI's ceramic collections demonstrate beautiful Italian design and high quality at some of the most impressive buildings around the world.

Kempinski palm Hotel Dubai



Madinat Jumeirah in Dubai



Tiara Chateau Hotel in Paris



Grand Hyatt Hotel in Dubai

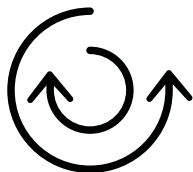


Quality without compromise



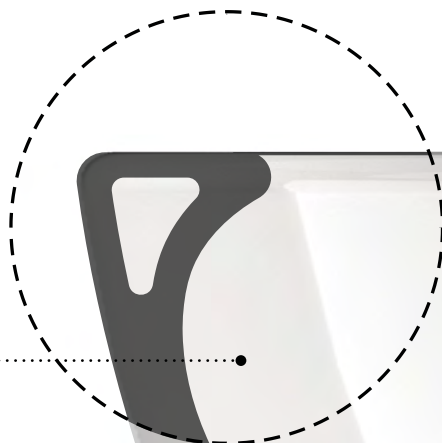
The quality of GSI ceramics enables us to offer a 10 year warranty.

*2 Year warranty on seats.



swirlflush®

The innovative rimless system optimises flush performance, hygiene and ease of cleaning.

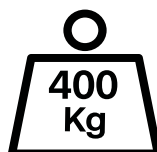


extraglaze antibacterial

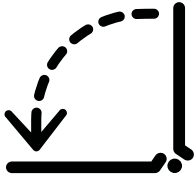
Certified ISO 22196
99.99% antibacterial

With Extraglaze® antibacterial, GSI combines the properties of Extraglaze® anti-scale enamel with the antibacterial strength of Silver and Titanium, ensuring antibacterial action complying with standard ISO 22196.

This new sanitaryware glaze serves a dual purpose: to minimize the unevenness of ceramic surfaces and make them more hygienic. This new technology prevents limescale deposition, makes ceramic surfaces brighter, facilitates routine cleaning and reduces the bacterial load by 99.99%.




All GSI products are subject to load testing according to the industry regulations.



softclose

The soft-close system ensures that the toilet seat does not drop accidentally when closing to avoid accidental damage.



quickrelease

The new "Quick Release" mechanism for easy cleaning allows for removal of the toilet seat in a simple way and without the aid of any tools.



silent

The new rinse system minimises noise during flushing.



save water

All GSI toilets guarantee optimal flushing with only 4.5 litres of water.



GSI's constant drive to improve the quality of the bathroom environment has resulted in the launch of the revolutionary rimless flushing system, SwirlFlush®. Available in all ranges.

The most evident characteristic is the absence of the rim, inside of which in a normal WC, the water circulates while flushing. The particular shape of the SwirlFlush® system leads the water on the ceramic surfaces in a uniform manner, ensuring optimum cleaning and an improved flushing performance. The SwirlFlush® WC design also facilitates the normal operations of cleaning the sanitaryware, since it does not present any hidden parts or parts that are difficult to reach. This combined with the Antibacterial ExtraGlaze® treatment, makes surfaces extremely polished and smooth, guaranteeing hygiene with minimum effort.





quickrelease



extraglazeantibacterial

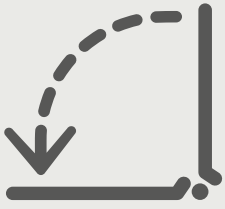
Certified ISO 22196
99.99% antibacterial (Gloss White)



GSI ceramica introduces a new antibacterial soft close seat & cover with an innovative installation system. Available as standard for all WCs.

The new "Quick Release" system is distinguished by the simplicity with which it allows the seat & cover to be pulled out without the use of any kind of tool. Simply pull the seat & cover up using a sufficient force for its removal. This will make it possible to clean the toilet seat and even the WC in areas that are usually difficult to reach, improving hygiene. Repositioning the seat & cover is as simple; once placed on the hinges, it will be sufficient to employ relatively weak pressure. In conjunction with the soft-close system, the GSI seat & cover reaches levels of efficiency and comfort never reached before. The soft-close system will prevent accidental falls and violent closures of the seat & cover, preventing damage.





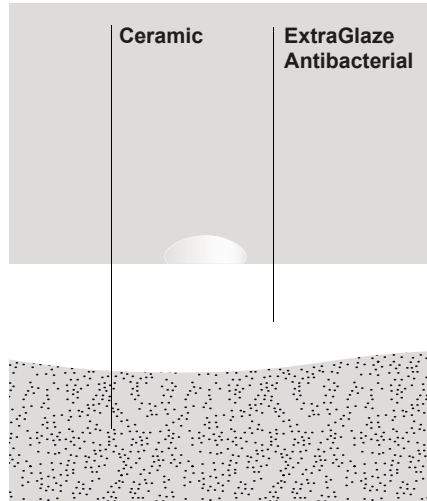
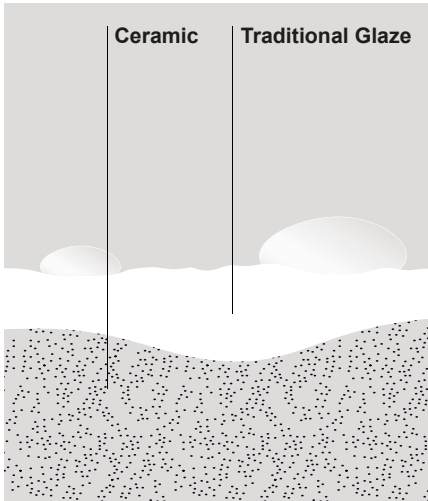
softclose





extraglazeantibacterial

Certified ISO 22196
99.99% antibacterial (Gloss White)



With Extraglaze® antibacterial, GSI combines the properties of Extraglaze® anti-scale enamel with the antibacterial strength of Silver and Titanium, ensuring antibacterial action complying with standard ISO 22196.

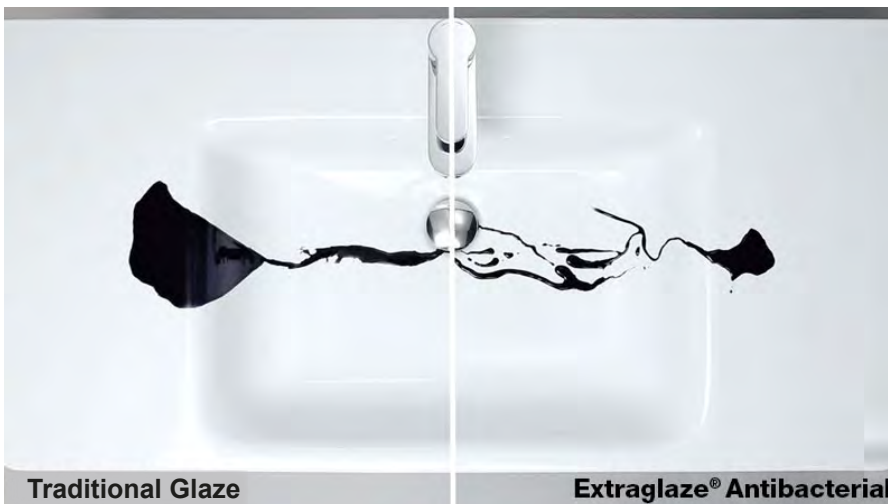
This new sanitaryware glaze serves a dual purpose: to minimize the unevenness of ceramic surfaces and make them more hygienic.

This new technology prevents limescale deposition, makes ceramic surfaces brighter, facilitates routine cleaning and reduces the bacterial load by 99.99%.

Extraglaze® antibacterial represents the latest goal achieved by GSI in innovation and research, in order to provide the highest quality within its products.

Extraglaze® antibacterial is a new ceramic glaze which by minimizing the formation of surface pores, makes the ceramic surfaces smoother, brighter and easily washable.

Extraglaze® antibacterial is applied to the products during the production cycle and prior to their firing. In this way, the new enamel is an integral part of the ceramic and its permanent effects. The result is extremely smooth, shiny and long lasting ceramic surfaces.



The products treated with the Extraglaze® antibacterial are more resistant to chemicals, and thanks to the extreme smoothness and brightness, they are protected from bacteria and limestone and stay clean longer.

The Extraglaze® antibacterial properties reflect positively on environmental sustainability thanks to the use of a reduced amount of detergent and water during the cleaning routine operations.

CONTENTS

PuraClean 30

Nubes 41

<i>Nubes Washbasins</i>	42
<i>Nubes Black Frame with Laminate Wood Shelf</i>	84
<i>Nubes Wall Storage</i>	88
<i>Nubes WC Units</i>	90
<i>Nubes Bath Panels</i>	91
<i>Nubes Wall Storage For Lacquered Units Only</i>	92
<i>Nubes Floorstanding Door Units</i>	94
<i>Nubes Floorstanding Drawer Units</i>	96
<i>Nubes Countertops for Sit-on WashBasins Only</i>	98
<i>Nubes Countertops</i>	99
<i>Nubes Vanity Basins</i>	100
<i>Nubes WCs & Bidets</i>	102

Pura 105

<i>Pura Washbasins</i>	106
<i>Pura Black Frame with Laminate Wood Shelf</i>	141
<i>Pura Wall Storage</i>	144
<i>Pura WC Units</i>	146
<i>Pura Bath Panels</i>	147
<i>Pura Countertops</i>	148
<i>Pura Curved Washbasins</i>	150
<i>Pura Vanity Basins</i>	158
<i>Pura WCs & Bidets</i>	162

Kube X 169

<i>Kube X Washbasins</i>	170
<i>Kube X Wall Storage</i>	224
<i>Kube X WC Units</i>	226
<i>Kube X Bath Panels</i>	227
<i>Kube X Floorstanding Door Units</i>	228
<i>Kube X Vanity Basins</i>	230
<i>Kube X WCs & Bidets</i>	234

Norm **239**

<i>Norm Washbasins</i>	240
<i>Norm Wall Storage</i>	266
<i>Norm & Norm WC Units</i>	268
<i>Norm & Norm Bath Panels</i>	269
<i>Norm Floorstanding Door Units</i>	272
<i>Norm Floorstanding Drawer Units</i>	274
<i>Norm WCs & Bidets</i>	276
<i>Modular Furniture</i>	278

Modo **303**

<i>Modo Washbasins</i>	304
<i>Modo WCs & Bidets</i>	308

Classic **311**

<i>Classic Washbains</i>	312
<i>Classic Tall Storage Units</i>	330
<i>Classic Mirrors</i>	331
<i>Classic Vanity Basins</i>	332
<i>Classic WCs & Bidets</i>	334

Community **337**

<i>Community Washbasins</i>	338
<i>Community Urinals</i>	340
<i>Community Basins & WC</i>	342

City **345**

<i>City Washbasins</i>	346
<i>City WCs & Bidets</i>	350

Viega **353**

Furniture Finishes


GSI's dedicated furniture collections add practical storage and contribute to a stylish bathroom design. Don't compromise on your bathroom colour preference, choose from our huge selection of colour finishes to harmonise and contrast with numerous colour schemes.

GSI offers one of the widest ranges of furniture finishes from a bathroom furniture company. Our talented team of experts have selected a palette of on trend colour finishes across our 8 furniture collections. The GSI furniture collections feature bespoke finishes in addition to our existing colour furniture that complement any contemporary bathroom. All GSI furniture collections are available in GSI colours and special bespoke finishes (excluding matt lacquer). More GSI colours open up the bathroom design possibilities.


We recognise that colour schemes play a key role in creating a personalised bathroom space. If you can't find a suitable finish from our GSI colour range, choose from our selection of over 130 special bespoke finishes to colour match your bathroom surfaces.

For the total look, matching wall cabinets and bath panels are available in the same finishes as basin units.

GSI Colours



Matt Lacquer Finish



In addition to the above colour finishes, we have a wide range of bespoke furniture finishes available on special order – see pages 20 - 27





Be bold with your bathroom

Why not explore our bespoke furniture offering to create an individual bathroom exactly to your personal style? Over 130 additional colours available.









Furniture bespoke colour options

In addition to our standard stock ranges our furniture is available in the following additional bespoke finishes.



D4415 OV
Craft Oak Vanilla




D4416 OV
Craft Oak Anthracite




D1309 VL
Metallic Aluminium



D4448 LX
Marmor Rome



D1274 SX
Concrete Stromboli




D4450 LX
Lavante



D4826 SX
Vesuv Concrete



D4442 LX
Marmor Grafite




D4444 LX
Moon

These pages show a broad spectrum of additional colours.

For more information regarding exact colour and texture please refer to the colour samples in showrooms.



D4452 VL
Metallic Fine



D4454 VL
Smoked Metallic




D4453 VL
Metallic Carbon




D2831 SX
Natural Concrete




D4109 SX
Woodcon Concrete



D2830 SX
Anthracite Concrete



D4443 LX
Marmor Bronze



D4447 LX
Stenar Rusty



D3274 LX
Beton Grey

These pages show a broad spectrum of additional colours.
For more information regarding exact colour and texture please refer to the colour samples in showrooms.

Furniture bespoke colour options


In addition to our standard stock ranges our furniture is available in the following additional bespoke finishes.



U2505 PE
Soft Ice



U4372 VL
Moon White



P213 SM
Painting Grade



U570 CH
Porcelain



U106 PE
Pearl White




U119 PE
Light Beige



U544 VL
FieldGrey



U112 PE
Grey



U540 VL
Stone Grey




U3057 VL
Lava Grey



U190 PE
Black



U190 SE
Black Ash



U141 VL
Rose



U4446 VL
Ballet Slipper Pink



U3053 VL
Cappuccino



U2645 PE
Jaffa Orange



U136 PE
Orange




U3986 VL
Mustard



U4438 VL
Dijon Yellow



U4439 VL
Pistachio



U4435 VL
Smoke Blue



U120 VL
Dove Blue



U125 PE
Atoll Blue



U4821 PE
Petrol



U3824 VL
Sea Blue


These pages show a broad spectrum of additional colours.
For more information regarding exact colour and texture please refer to the colour samples in showrooms.




K101 SE
White Ash



K101 SM
White



K101 PE
White



U514 PE
Ivory




U3261 VL
Crème




U3062 VL
Praline




U171 PE
Dark Grey




U162 PE
Graphite



U164 PE
Anthracite



U166 VL
Basalt Grey



U4436 VL
Terracotta Red




U4437 VL
Red Wine



U7110 PE
Coral Red



U148 PE
Red



U2500 PE
Lipstick



U2644 PE
Saffron Yellow



U131 PE
Yellow



U4817 PE
Sky Blue



U3271 VL
Ice Blue



U159 PE
Turquoise



U2509 PE
Limette



U2504 PE
Lime



U2643 PE
Green Apple



U155 PE
Emerald

These pages show a broad spectrum of additional colours.
For more information regarding exact colour and texture please refer to the colour samples in showrooms.

Furniture bespoke colour options


In addition to our standard stock ranges our furniture is available in the following additional bespoke finishes.



D3800 CL
Rome Oak



D4204 CH
Hickory Montana



D4099 CC
Chianti Oak Sand



D3801 CL
Madrid Oak



D2693 NA
Velvet Oak



D375 BS
Natural Maple




D375 PR
Natural Maple



D348 PR
Japanese Ash



D381 PR
Beech



D4418 OV
Rustic Chestnut Natural




D3316 SP
Helsinki Oak




D3818 OW
Lviv Marron




D4107 VL
Classic Ash Tebac



D3315 SP
Oslo Oak



D2506 NA
Swiss Elm Warm




D4432 OV
Natural Elm

These pages show a broad spectrum of additional colours.
For more information regarding exact colour and texture please refer to the colour samples in showrooms.



D2042 CE
Champagne Classic



D3798 CL
London Oak



D4205 CH
Hickory Oregon



D4103 CS
Swiss Elm Onyx




D1783 PR
Mangfall Beech



D391 PR
Light Beech




D2217 PR
Stone Oak



D687 PR
Lugano Oak



D2541 NA
Swiss Elm Cool




D3313 SP
St Petersburg Oak




D4430 OV
White Oak




D4426 OV
White Ash



D4428 OV
Oak Natural



D4225 OV
Artisan Oak Yellow



D3811 OW
Venice Walnut



D302 PR
Office Oak


These pages show a broad spectrum of additional colours.
For more information regarding exact colour and texture please refer to the colour samples in showrooms.

Furniture bespoke colour options


In addition to our standard stock ranges our furniture is available in the following additional bespoke finishes.




D620 PR
Natural Alder




D3192 SW
Berlin Elm



D3823 OW
New York Oak



D4425 OV
Grey Ash



D2291 VL
Acacia Tobacco




D5291 VL
Riviera Oak




D4429 OV
Beige Grey Oak




D4427 OV
Smoked Ash



D4434 OV
Elm Grey




D3813 OW
Barcelona Walnut




D3822 OW
Dublin Oak



D4421 OV
Metalwood Carbon Grey




D3810 OW
Nice Walnut



D4409 OV
Walnut Brown



D4420 OV
Rustic Chestnut Brown




D1378 BS
Wenge Ebony



D4423 OV
Metalwood Black

These pages show a broad spectrum of additional colours.
For more information regarding exact colour and texture please refer to the colour samples in showrooms.



D4214 TX
White



D4215 TX
Beige



D4218 TX
Grey



D4216 TX
Green



D4217 TX
Blue



D4213 TX
Bronze



D4212 TX
Mercury



D4208 TX
Jupiter




D4209 TX
Uranus



D4210 TX
Saturn



D4211 TX
Pluto



U190 TX
Black

These pages show a broad spectrum of additional colours.
For more information regarding exact colour and texture please refer to the colour samples in showrooms.

Matt Bistro
(Colour ref .16)

Matt Tortora
(Colour ref .05)



Colour Elements



Matt White
(Colour ref .09)


Matt Agave
(Colour ref .04)

Composing the bathroom environment means weaving relationships between intimacy, silence, the interior value of a place and forms, materials, lights and colors. In an infinity of possible combinations. To make these expressions unique GSI has enriched its family of products with Color Elements. Seductively physical and with a distinctive character, our new mat finishing's are designed to accompany sit-on washbasins, as


Matt Ghiaccio
(Colour ref .15)



Matt Creta
(Colour ref .08)



Matt Ardesia
(Colour ref .26)



Matt Cenere
(Colour ref .17)

well as semi-built-in washbasins. Matching WC's and bidets come with the special "Dual Glaze finishing that combines an opaque glaze on the outside of the sanitary fixture with a shiny antibacterial extra glaze on the inside. An exclusive feature that ensures maximum hygiene.

PuraClean

is a new smart toilet concept that combines a bidet and a WC in a single product. Years of research and development have made it possible to merge the best electronic technology with the functionality of many patented extra features and with the elegant aesthetics that distinguish GSI sanitary ware.

The electronic bidet is the beating heart of PuraClean, designed to meet the requirements of both private residences and contracted environments. A stainless steel nozzle provides intimate hygiene, while drying is performed by a high efficiency device. The “automatic bowl draining” function and the lime scale remover make PuraClean both reliable and hygienic.




The suspended sanitary unit is the result of a long study that led to the creation of a technically flawless and totally functional product. Neutral and spare lines accommodate different needs in the composition of the bathroom environment.

Components & Fully independent bidet module



A new system was developed consisting of five elements: the toilet bowl, the fixing plate, the electronic bidet, the casing that contains it and the seat.

26 months of work, 7 teams, 54 people were involved in the creation of what we believe is the most functional and hygienic smart toilet on the market. A simple product, revolutionary and particularly sensitive to environmental impact.




The electronic bidet module, which can very easily be installed or replaced like a cartridge, is inserted into the sanitary unit from above and is completely detached from its casing and from the seat.

This hygienic and innovative modular system makes it easy to upgrade with future models of electronic bidets without necessarily having to replace the seat and the WC.

Main features


PuraClean's functions have been accurately selected and optimized in order to provide customers the best possible experience. Hygiene, functionality, sustainability and practicality are the key words that make PuraClean a cutting edge product.





Cleansing function

Select the preferred nozzle position, water pressure and temperature for the best customized experience.



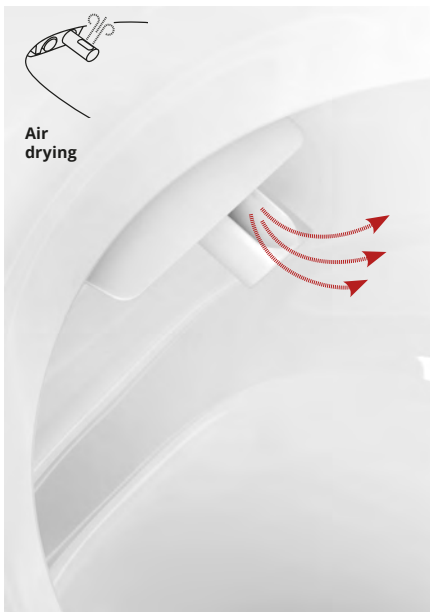
Bidet function

A gentle water jet especially designed for women. Select the preferred nozzle position, water pressure and temperature for the best customized experience.




Stainless steel nozzle

Carefully designed to give you the best experience, the one-piece stainless steel nozzle is extremely hygienic. It is auto washed before and after every use.



Dryer

Two intensities for best performance. Warm air drying. A gentle air jet with adjustable temperature and intensity.



Energy Saving

Always keep your selected energy saving option under control.



LED Night light

A tiny light under the bowl will guide you to find your PuraClean at night. Choose your favorite color. 5 colors of intensities, 5 Levels of brightness.



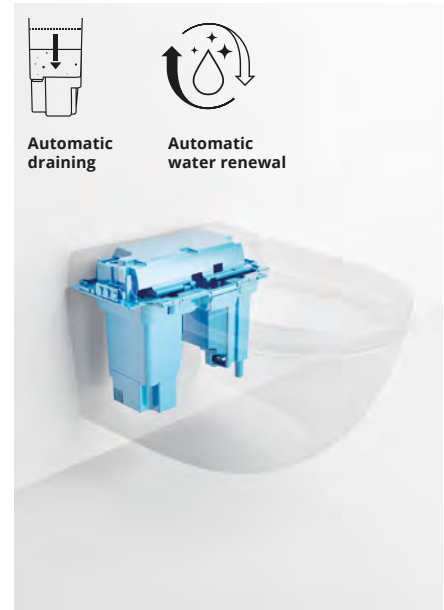
Anti-lime function

Deep cleaning thanks to an effective programme for lime scale removal. Uses the decalcifying liquid Durgol® especially developed on the basis of water hardness.



Automatic cleansing of the nozzle


The nozzle is washed before and after each use. The nozzle can also be washed manually or with the dedicated programme.



Automatic water renewal and tank draining

Puraclean comes with 2 new innovative functions for the best personal comfort. Always uses fresh water thanks to automatic water renewal after 5 days of non-use.

Before an extended period of non-use, press the Stop button to empty the tank, when using again, press a personal hygiene button to refill the tank.



Radar sensor

Smart activation of functions. Detects the user within a range of 50-60 cm from PuraClean.



Two profiles

Save and recall your custom settings. You can set your favorite water pressure and nozzle position and recall it during every use.



Functions for all ages

Especially designed for the young and elderly members of the family. Comfort for everyone with gentle water jet pressure and a forward nozzle position.

Home inspirations

PuraClean is the ideal solution that also guarantees hygiene in bathroom environments where, for reasons of planning and space, it is not possible to install a traditional bidet. Its technology combined with an elegant and contemporary design also allow it to fit harmoniously into private bathrooms. Particular attention has also been devoted to saving water: its flushing system uses only 3.5 litres of water.



Hospitality inspirations

PuraClean enhances hospitality and ensures hygiene and comfort in reception facilities where very often bathroom environments are not equipped with bidets. Thanks to the extreme ease with which the electronic bidet module can be removed – in the rare event that they require maintenance – PuraClean also functions perfectly in its WC mode alone. PuraClean also makes operations of personal hygiene easier for users with reduced mobility.



Ceramic Extraglaze® Antibacterial

PuraClean makes no compromise on quality. Thanks to the Extraglaze® Antibacterial finish the ceramic surface of the bowl is perfectly smooth and does not allow dirt or lime scale to deposit.

This revolutionary finish, with ISO 22196 certified 99.99% antibacterial action, ensures maximum hygiene and lasting shininess, pleasant to the touch, highly impervious to scratches, abrasion and external age. The extreme ease of cleaning also means a lower consumption of water and detergent, respecting the environment. The antibacterial action is also extended to the seat cover.



Swirflush® Flushing system

Silent, hygienic, clean. The main characteristic of the revolutionary and exclusive Swirflush® patented system is the absence of the traditional edge, the rim inside which, in a standard WC water circulates when flushing. The special shape of the Swirflush® flushing system, the only one patented with a single hole, directs flush water evenly over ceramic surfaces, ensuring perfect cleansing, better draining, while reducing noise (only 64 db instead of 72 for a standard WC).



extraglazeantibacterial

Certified ISO 22196
99.99% antibacterial (Gloss White)



swirflush®



Quiet



Total Hygiene



Greater Shininess



Quick Cleaning



Respect for the Environment



extraglazeantibacterial
 Certified ISO 22196
 99.99% antibacterial (Gloss White)



swirlflush*



quickrelease



softclose

PuraClean

59X38

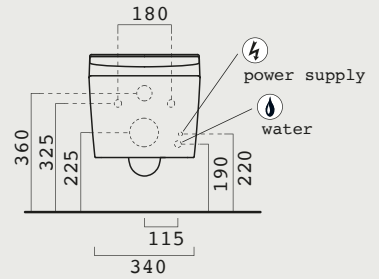
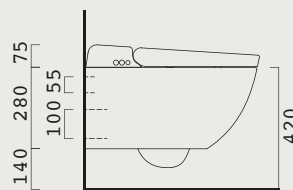
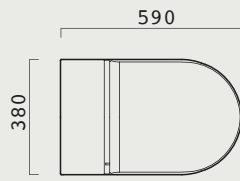
Swirlflush




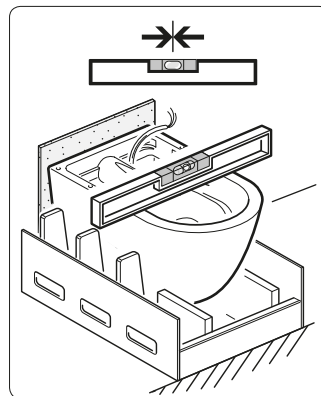
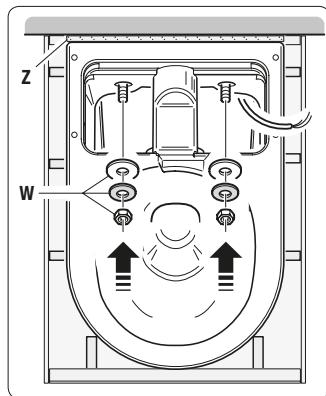
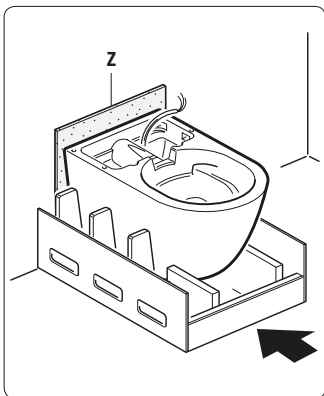
GS7418

£3,200 Gloss White

Wall-hung electronic WC
 swirlflush with seat cover.




Simple Installation procedure



PuraClean Technical details

Power supply	Rated voltage	AC 230 V
	Rated frequency	50 Hz - 60 Hz
Working pressure		0,5 ~ 10 bar
Hygiene	Water temperature	OFF, 33°C, 36°C, 39°C
	Nozzle type	Stainless steel
	Position of the nozzle	5 levels
	Water spray	5 levels
	Operating time	40 sec.
Dryer	Operating time	180 sec. 5 temp. levels 2 intensities
	User detection	Radar sensor
	Functions control	Wireless remote control
Side buttons		3
Toilet bowl	Material	Vitreous China
	Glaze	With Antibacterial Protection
	Type	Rimless - Newflush System
Toilet Seat and lid	Material	UREA
	Type	Easily detachable
	Soft close system	Oil pressure damper





NUBES BASIN
gloss white

NUBES UNITS
petrol blue

Nubes

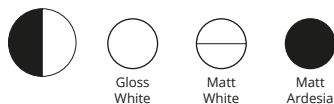
Rigour, lightness and versatility: these are the main features of the Nubes collection. A refined collection of cutting-edge products from both a stylistic and technological point of view, for demanding customers seeking a contemporary aesthetic. The distinguishing features of Nubes washbasins are their squareness and inherent versatility, provided by a dual fascia profile, allowing a wall-mounted, built-in or shelf-mounted installation. The edge of the basin, just eight centimetres of which are visible, provides Lightness and balance between form and space.



extraglazeantibacterial
For Gloss White
Certified ISO 22196
99.99% antibacterial (Gloss White)

Nubes Collection

THESE BASINS ARE AVAILABLE IN. See Page p.28 - p.29



THESE BASINS ARE AVAILABLE IN. See Page p.28 - p.29



120×50
GS9625
p.82



120×50
GS9624
p.80



100×50
GS9651
p.78



100×50
GS9623
p.76



80×50
GS9622
p.74



60×50
GS9631
p.70



 Gloss & Matt White only

70×40
GS9687
p.72



60×40
GS9683
p.68



50×40
GS9682
p.66



40×32
GS9684
p.62



36×28
GS9638
p.58



50×25
GS9637
p.64



40×23
GS9636
p.60



 Gloss & Matt White only

60×38
GS9036
p.100



50×38
GS9037
p.100



38×38
GS9038
p.100



Ø40
GS9039
p.100



60×38
GS9783
p.101



50×35
GS9784
p.101



40×35
GS9785
p.101





*We recommend Viega
Cisterns, WC frames and
flush plates.*

extraglaze antibacterial
Certified ISO 22196
99.99% antibacterial (Gloss White)

swirlflush[®]

quickrelease

softclose

THESE ITEMS ARE AVAILABLE IN. See Page **p.28 - p.29**



Gloss
White



Matt
White

55×35/F

GS9615 - Pan

GS9665 - Bidet

p.102
p.103



52×35/F

GS9610 - Pan

GS9662 - Bidet

p.102
p.103



NUBES BASIN
gloss white



NUBES BASIN
gloss white

NUBES UNIT
marmor bronze







NUBES BASIN
gloss white

NUBES UNIT
rose

TALL OPEN SHELVING UNITS
graphite

NUBES UNIT
sand oak



NUBES UNIT
green apple



NUBES BASIN
gloss white



NUBES BASIN
gloss white

NUBES UNIT
matt mink

TALL OPEN
SHELVING UNITS
matt mink





NUBES BASIN
gloss white

NUBES UNIT
pacific walnut



NUBES BASIN
gloss white

NUBES UNIT
petrol blue





NUBES BASIN
gloss white

NUBES UNIT
rose

NUBES BASIN
gloss white



NUBES BASIN
gloss white



NUBES BASIN
gloss white

NUBES UNITS
mustard

NUBES
WALL CABINET
mustard

NUBES WC & BIDET
gloss white




NUBES WC & BIDET
gloss white



NUBES UNIT
lipstick

NUBES WALL CABINET
lipstick





extraglazeantibacterial
Certified ISO 22196
99.99% antibacterial

Nubes

36 x 28

Washbasin



THIS BASIN IS AVAILABLE IN.



Gloss
White

For the unique Nubes
look GSPVC Wastes need
to be used for this basin.
For details see page *p. 159*

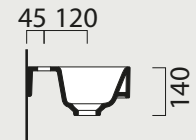
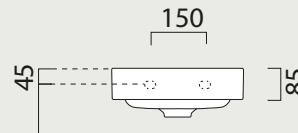
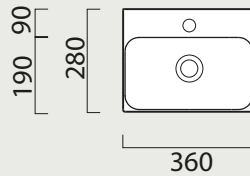
GS9638

£214 Gloss White

Washbasin without overflow.

0-1 Tapholes.

Wall hung or furniture installation.



Towel rail (optional)

GSPANB36 Chrome £137

GSPANB36N Black £137

Nubes Unit

1 Door unit Left or Right hand hinge

330 (w) x 265 (d) x 400 (h)



Wall storage units, WC units, bath panels and countertops
for Nubes furniture range see page **p.88 - p.99**

*Basin is semi punched and stocked with 0 or 1 taphole. Where possible additional tapholes can be drilled at a cost of £25 each.

Nubes 36x28 Furniture Options



Nubes 1 Door Unit Colours

Gloss White	GS3628RGW GS3628LGW
Gloss Dark Grey	GS3628RGG GS3628LGG
Gloss Mid Grey	GS3628R.05 GS3628L.05
Matt Mid Grey	GS3628R.00 GS3628L.00
Matt Pebble	GS3628R.02 GS3628L.02
Matt Mink	GS3628R.01 GS3628L.01
Graphite Oak	GS3628R.03 GS3628L.03
Pacific Walnut	GS3628R.04 GS3628L.04
All above finishes £480.00	

Standard Bespoke Colours for Nubes Furniture

Made to order 4-5 wks

Gloss Mink	GS3628RGI GS3628LGI
Made to order 4-5 wks	
Mali Wenge	GS3628RWM GS3628LWM
Made to order 4-5 wks	
Gloss Blue Metallic	GS3628RGU GS3628LGU
Made to order 4-5 wks	
Sand Oak	GS3628RWS GS3628LWS
All above finishes £528.00	

Over **130** additional colours available, please refer to furniture finish samples.
6-7 week lead time.

Nubes 1 Door unit £624.00



extraglazeantibacterial
For Gloss White
Certified ISO 22196
99.99% antibacterial (Gloss White)

Nubes

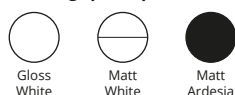
40 x 23

Washbasin



THIS BASIN IS AVAILABLE IN.

See Page **p.28 - p.29**



For the unique Nubes look GSPVC Wastes need to be used for this basin. For details see page p.159

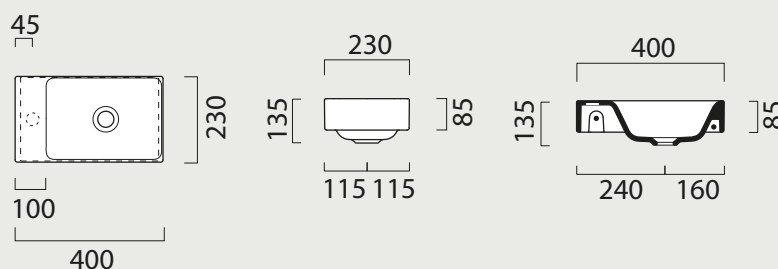
GS9636

£231 Gloss White Other Colours £379

Washbasin without overflow.

0-1 Tapholes.

Wall hung, furniture or countertop installation. This basin is suitable for left hand or right hand installation (glazed all round).



Towel rail (optional)

GSPANB40 Chrome £137

GSPANB40N Black £137

Nubes Unit

1 Door unit Left or Right hand hinge

382 (w) x 225 (d) x 400 (h)



Wall storage units, WC units, bath panels and countertops for Nubes furniture range see page **p.88 - p.99**

*Basin is semi punched and stocked with 0 or 1 taphole. Where possible additional tapholes can be drilled at a cost of £25 each.

Nubes 40x23 Furniture Options



Nubes 1 Door Unit Colours

Gloss White	GK4023RGW GK4023LGW
Gloss Dark Grey	GK4023RGG GK4023LGG
Gloss Mid Grey	GK4023R.05 GK4023L.05
Matt Mid Grey	GK4023R.00 GK4023L.00
Matt Pebble	GK4023R.02 GK4023L.02
Matt Mink	GK4023R.01 GK4023L.01
Graphite Oak	GK4023R.03 GK4023L.03
Pacific Walnut	GK4023R.04 GK4023L.04
All above finishes £489.00	

Standard Bespoke Colours for Nubes Furniture

Made to order 4-5 wks

Gloss Mink	GK4023RGI GK4023LGI
Made to order 4-5 wks	
Mali Wenge	GK4023RWM GK4023LWM
Made to order 4-5 wks	
Gloss Blue Metallic	GK4023RGU GK4023LGU
Made to order 4-5 wks	
Sand Oak	GK4023RWS GK4023LWS
All above finishes £538.00	

Over **130** additional colours available, please refer to furniture finish samples.
6-7 week lead time.

Nubes 1 Door unit £636.00



extraglazeantibacterial
For Gloss White
Certified ISO 22196
99.99% antibacterial (Gloss White)

Nubes

40 x 32

Washbasin



THIS BASIN IS AVAILABLE IN.

See Page **p.28 - p.29**



For the unique Nubes look GSPVC Wastes need to be used for this basin. For details see page **p.159**

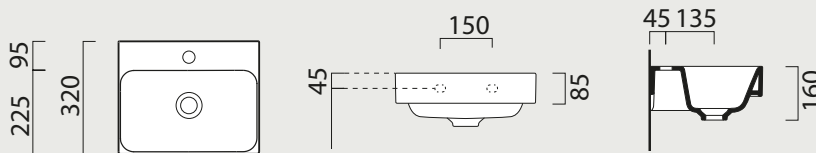
GS9684

£234 Gloss White Other Colours £360

Washbasin without overflow.

0-1 Tapholes.

Wall hung or furniture installation.



Towel rail (optional)

GSPANB40 Chrome £137

GSPANB40N Black £137

Nubes Unit

1 Door unit Left or Right hand hinge

365 (w) x 305 (d) x 400 (h)



Nubes Lacquer Unit

1 Door unit Left or Right hand hinge

365 (w) x 305 (d) x 420 (h)



Wall storage units, WC units, bath panels and countertops for Nubes furniture range see page **p.88 - p.99**

Wall storage units for Nubes Lacquer furniture see page **p.92**

*Basin is semi punched and stocked with 0 or 1 taphole. Where possible additional tapholes can be drilled at a cost of £25 each.

Nubes 40x32 Furniture Options



Nubes 1 Door Unit Colours



Nubes Lacquer 1 Door Unit Colours

Gloss White	GS4032RGW GS4032LGW
Gloss Dark Grey	GS4032RGG GS4032LGG
Gloss Mid Grey	GS4032R.05 GS4032L.05
Matt Mid Grey	GS4032R.00 GS4032L.00
Matt Pebble	GS4032R.02 GS4032L.02
Matt Mink	GS4032R.01 GS4032L.01
Graphite Oak	GS4032R.03 GS4032L.03
Pacific Walnut	GS4032R.04 GS4032L.04

All above finishes
£489.00

Matt White	GSSABAS40RMW GSSABAS40LMW
Matt Mid Grey	GSSABAS40RMM GSSABAS40LMM
Matt Stone	GSSABAS40RMS GSSABAS40LMS
Matt Grey Charcoal	GSSABAS40RMG GSSABAS40LMG
Matt Blue	GSSABAS40RMB GSSABAS40LMB
Matt Olive	GSSABAS40RMO GSSABAS40LMO

All above finishes
£556.00

*130 additional colours not available
for lacquered furniture.*

Standard Bespoke Colours for Nubes Furniture

Made to order 4-5 wks

Gloss Mink	GS4032RGI GS4032LGI
-------------------	------------------------

Made to order 4-5 wks

Mali Wenge	GS4032RWM GS4032LWM
-------------------	------------------------

Made to order 4-5 wks

Gloss Blue Metallic	GS4032RGU GS4032LGU
----------------------------	------------------------

Made to order 4-5 wks

Sand Oak	GS4032RWS GS4032LWS
-----------------	------------------------

All above finishes
£538.00

Over **130** additional colours available, please refer to furniture finish samples.
6-7 week lead time.

Nubes 1 Door unit £636.00



extraglazeantibacterial
For Gloss White
Certified ISO 22196
99.99% antibacterial (Gloss White)

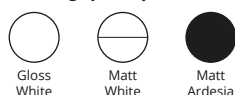
Nubes

50 x 25

Washbasin

THIS BASIN IS AVAILABLE IN.

See Page **p.28 - p.29**



For the unique Nubes look GSPVC Wastes need to be used for this basin. For details see page p.159

GS9637

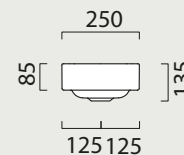
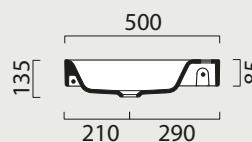
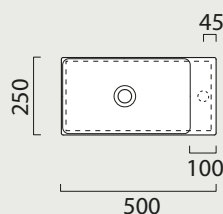
£274 Gloss White Other Colours £449

Washbasin without overflow.

0-1 Tapholes.

Wall hung, furniture or countertop installation.

This basin is suitable for left hand or right hand installation (glazed all round).



Towel rail (optional)

GSPANB52 Chrome £140

GSPANB52N Black £140

Nubes Unit

1 Door unit Left or Right hand hinge

490 (w) x 245 (d) x 400 (h)



Wall storage units, WC units, bath panels and countertops for Nubes furniture range see page **p.88 - p.99**

*Basin is semi punched and stocked with 0 or 1 taphole. Where possible additional tapholes can be drilled at a cost of £25 each.

Nubes 50x25 Furniture Options



Nubes 1 Door Unit Colours

Gloss White	GK5025R.GW GK5025L.GW
--------------------	--------------------------

Gloss Dark Grey	GK5025R.GG GK5025L.GG
------------------------	--------------------------

Gloss Mid Grey	GK5025R.05 GK5025L.05
-----------------------	--------------------------

Matt Mid Grey	GK5025R.00 GK5025L.00
----------------------	--------------------------

Matt Pebble	GK5025R.02 GK5025L.02
--------------------	--------------------------

Matt Mink	GK5025R.01 GK5025L.01
------------------	--------------------------

Graphite Oak	GK5025R.03 GK5025L.03
---------------------	--------------------------

Pacific Walnut	GK5025R.04 GK5025L.04
-----------------------	--------------------------

All above finishes
£489.00

Standard Bespoke Colours for Nubes Furniture

Made to order 4-5 wks

Gloss Mink	GK5025RGI GK5025LGI
-------------------	------------------------

Made to order 4-5 wks

Mali Wenge	GK5025RWM GK5025LWM
-------------------	------------------------

Made to order 4-5 wks

Gloss Blue Metallic	GK5025RGU GK5025LGU
----------------------------	------------------------

Made to order 4-5 wks

Sand Oak	GK5025RWS GK5025LWS
-----------------	------------------------

All above finishes
£538.00

Over **130** additional colours available, please refer to furniture finish samples.
6-7 week lead time.

Nubes 1 Door unit £636.00



extraglazeantibacterial
 Certified ISO 22196
 99.99% antibacterial (Gloss White)

Nubes

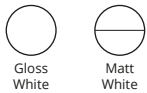
50 x 40

Washbasin



THIS BASIN IS AVAILABLE IN.

See Page **p.28 - p.29**



For the unique Nubes look GSPCS Wastes need to be used for this basin. For details see page p.159

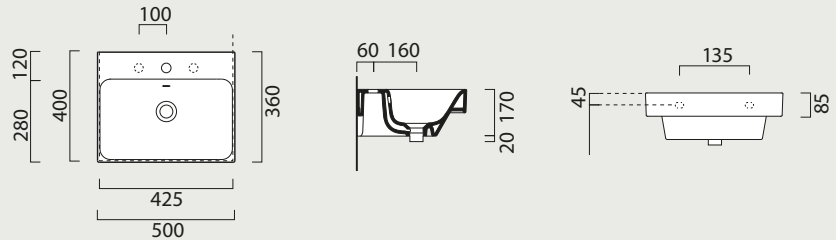
GS9682

£311 Gloss White Matt White £492

Washbasin with overflow.

0-3 Tapholes.

Wall hung or furniture installation.



Towel rail (optional)

GSPANB50 Chrome £140

GSPANB50N Black £140

Nubes Unit

1 Drawer unit

470 (w) x 385 (d) x 400 (h)

2 Drawer unit

470 (w) x 385 (d) x 550 (h)



Nubes Lacquer Unit

1 Drawer unit

470 (w) x 385 (d) x 420 (h)



Wall storage units, WC units, bath panels and countertops for Nubes furniture range see page **p.88 - p.99**

Wall storage units for Nubes Lacquer furniture see page **p.92**

*Basin is semi punched and stocked with 0 or 1 taphole. Where possible additional tapholes can be drilled at a cost of £25 each.

Nubes 50x40 Furniture Options



Nubes 1DR Unit Colours

Nubes 2DR Unit Colours

Nube Lacquer 1DR Unit Colours

Gloss White	GN50401DGW
Gloss Dark Grey	GN50401DGG
Gloss Mid Grey	GN50401D.05
Matt Mid Grey	GN50401D.00
Matt Pebble	GN50401D.02
Matt Mink	GN50401D.01
Graphite Oak	GN50401D.03
Pacific Walnut	GN50401D.04

All above finishes
£659.00

Gloss White	GN5040GW
Gloss Dark Grey	GN5040GG
Gloss Mid Grey	GN5040.05
Matt Mid Grey	GN5040.00
Matt Pebble	GN5040.02
Matt Mink	GN5040.01
Graphite Oak	GN5040.03
Pacific Walnut	GN5040.04

All above finishes
£856.00

Matt White	GSSA5040MW
Matt Mid Grey	GSSA5040MM
Matt Stone	GSSA5040MS
Matt Grey Charcoal	GSSA5040MG
Matt Blue	GSSA5040MB
Matt Olive	GSSA5040MO

All above finishes
£821.00

*130 additional colours not available
for lacquered furniture.*

Standard Bespoke Colours for Nubes Furniture

Made to order 4-5 wks

Gloss Mink	GN50401DGI
Mali Wenge	GN50401DWM
Gloss Blue Metallic	GN50401DGU
Sand Oak	GN50401DWS

All above finishes
£725.00

Standard Bespoke Colours for Nubes Furniture

Made to order 4-5 wks

Gloss Mink	GN5040GI
Mali Wenge	GN5040WM
Gloss Blue Metallic	GN5040GU
Sand Oak	GN5040WS

All above finishes
£942.00

Over **130** additional colours available, please refer to furniture finish samples.
6-7 week lead time.

Nubes 1DR unit £856.00

Nubes 2DR unit £1,113.00



extraglazeantibacterial
Certified ISO 22196
99.99% antibacterial

Nubes 60 x 40 Washbasin



THIS BASIN IS AVAILABLE IN.



Gloss
White

For the unique Nubes
look GSPCS Wastes need
to be used for this basin.
For details see page **p.159**

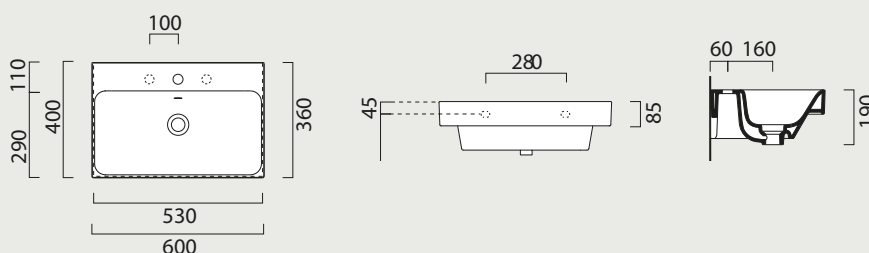
GS9683

£334 Gloss White

Washbasin with overflow.

0-3 Tapholes.

Wall hung or furniture installation.



Towel rail (optional)

GSPANB60 Chrome £170

GSPANB60N Black £170

Nubes Unit

1 Drawer unit

570 (w) x 385 (d) x 400 (h)

2 Drawer unit

570 (w) x 385 (d) x 550 (h)



Nubes Lacquer Unit

1 Drawer unit

570 (w) x 385 (d) x 420 (h)



Wall storage units, WC units, bath panels and
countertops for Nubes furniture range see
page **p.88 - p.99**

Wall storage units for Nubes Lacquer furniture
see page **p.92**

*Basin is semi punched and stocked with 0 or 1 taphole. Where possible additional tapholes can be drilled at a cost of £25 each.

Nubes 60x40 Furniture Options



Nubes 1DR Unit Colours



Nubes 2DR Unit Colours



Nube Lacquer 1DR Unit Colours

Gloss White	GN60401DGW
Gloss Dark Grey	GN60401DGG
Gloss Mid Grey	GN60401D.05
Matt Mid Grey	GN60401D.00
Matt Pebble	GN60401D.02
Matt Mink	GN60401D.01
Graphite Oak	GN60401D.03
Pacific Walnut	GN60401D.04

All above finishes
£700.00

Gloss White	GN6040GW
Gloss Dark Grey	GN6040GG
Gloss Mid Grey	GN6040.05
Matt Mid Grey	GN6040.00
Matt Pebble	GN6040.02
Matt Mink	GN6040.01
Graphite Oak	GN6040.03
Pacific Walnut	GN6040.04

All above finishes
£901.00

Matt White	GSSA6040MW
Matt Mid Grey	GSSA6040MM
Matt Stone	GSSA6040MS
Matt Grey Charcoal	GSSA6040MG
Matt Blue	GSSA6040MB
Matt Olive	GSSA6040MO

All above finishes
£862.00

*130 additional colours not available
for lacquered furniture.*

Standard Bespoke Colours for Nubes Furniture

Made to order 4-5 wks

Gloss Mink	GN60401DGI
Mali Wenge	GN60401DWM
Gloss Blue Metallic	GN60401DGU
Sand Oak	GN60401DWS

All above finishes
£770.00

Standard Bespoke Colours for Nubes Furniture

Made to order 4-5 wks

Gloss Mink	GN6040GI
Mali Wenge	GN6040WM
Gloss Blue Metallic	GN6040GU
Sand Oak	GN6040WS

All above finishes
£991.00

Over **130** additional colours available, please refer to furniture finish samples.
6-7 week lead time.

Nubes 1DR unit £910.00

Nubes 2DR unit £1,171.00



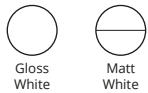
extraglazeantibacterial
Certified ISO 22196
99.99% antibacterial (Gloss White)

Nubes 60 x 50 Washbasin



THIS BASIN IS AVAILABLE IN.

See Page **p.28 - p.29**



For the unique Nubes look GSPCS Wastes need to be used for this basin. For details see page p.159

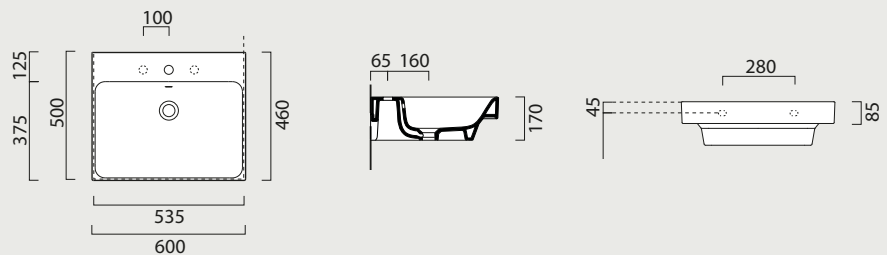
GS9631

£341 Gloss White Matt White £582

Washbasin with overflow.

0-3 Tapholes.

Wall hung or furniture installation.



Towel rail (optional)

GSPANB60 Chrome £170

GSPANB60N Black £170

Nubes Unit

1 Drawer unit

560 (w) x 480 (d) x 400 (h)

2 Drawer unit

560 (w) x 480 (d) x 550 (h)



Nubes Lacquer Unit

1 Drawer unit

570 (w) x 480 (d) x 420 (h)

2 Drawer unit

570 (w) x 480 (d) x 550 (h)



Wall storage units, WC units, bath panels and countertops for Nubes furniture range see page **p.88 - p.99**

Wall storage units for Nubes Lacquer furniture see page **p.92**

*Basin is semi punched and stocked with 0 or 1 taphole. Where possible additional tapholes can be drilled at a cost of £25 each.

Nubes 60x50 Furniture Options



Nubes 1DR Unit Colours



Nubes 2DR Colours



Nubes Lacquer 1DR Unit



2 Drawer Option

Gloss White	GS60501DGW
Gloss Dark Grey	GS60501DGG
Gloss Mid Grey	GS60501D.05
Matt Mid Grey	GS60501D.00
Matt Pebble	GS60501D.02
Matt Mink	GS60501D.01
Graphite Oak	GS60501D.03
Pacific Walnut	GS60501D.04
All above finishes £709.00	

Standard Bespoke Colours for Nubes Furniture

Made to order 4-5 wks

Gloss Mink	GS60501DGI
Mali Wenge	GS60501DWM
Gloss Blue Metallic	GS60501DGU
Sand Oak	GS60501DWS

All above finishes **£779.00**

Gloss White	GS6050GW
Gloss Dark Grey	GS6050GG
Gloss Mid Grey	GS6050.05
Matt Mid Grey	GS6050.00
Matt Pebble	GS6050.02
Matt Mink	GS6050.01
Graphite Oak	GS6050.03
Pacific Walnut	GS6050.04
All above finishes £901.00	

Standard Bespoke Colours for Nubes Furniture

Made to order 4-5 wks

Gloss Mink	GS6050GI
Mali Wenge	GS6050WM
Gloss Blue Metallic	GS6050GU
Sand Oak	GS6050WS

All above finishes **£991.00**

Matt White	GSSABAS60MW
Matt Mid Grey	GSSABAS60MM
Matt Stone	GSSABAS60MS
Matt Grey Charcoal	GSSABAS60MG
Matt Blue	GSSABAS60MB
Matt Olive	GSSABAS60MO
All above finishes £813.00	

Nubes Lacquer 2 Drawer Unit

Matt White	GSSABAS2DR60MW
Matt Mid Grey	GSSABAS2DR60MM
Matt Stone	GSSABAS2DR60MS
Matt Grey Charcoal	GSSABAS2DR60MG
Matt Blue	GSSABAS2DR60MB
Matt Olive	GSSABAS2DR60MO
All above finishes £1,018.00	

Over **130** additional colours available, please refer to furniture finish samples. 6-7 week lead time.

Nubes 1DR unit £921.00

Nubes 2DR unit £1,171.00

130 additional colours not available for lacquered furniture.



extraglazeantibacterial
Certified ISO 22196
99.99% antibacterial

Nubes 70 x 40 Washbasin



THIS BASIN IS AVAILABLE IN.



Gloss
White

For the unique Nubes
look GSPCS Wastes need
to be used for this basin.
For details see page **p.159**

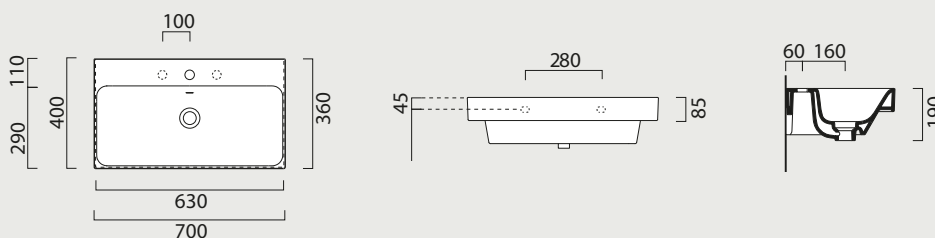
GS9687

£359 Gloss White

Washbasin with overflow.

0-3 Tapholes.

Wall hung or furniture installation.



Towel rail (optional)

GSPANB70 Chrome £175

GSPANB70N Black £175

Nubes Unit

1 Drawer unit

660 (w) x 385 (d) x 400 (h)

2 Drawer unit

660 (w) x 385 (d) x 550 (h)



Wall storage units, WC units, bath panels and
countertops for Nubes furniture range see
page **p.88 - p.99**

Nubes Lacquer Unit

1 Drawer unit

665 (w) x 380 (d) x 420 (h)



Wall storage units for Nubes Lacquer furniture
see page **p.92**

*Basin is semi punched and stocked with 0 or 1 taphole. Where possible additional tapholes can be drilled at a cost of £25 each.

Nubes 70x40 Furniture Options



Nubes 1DR Unit Colours



Nubes 2DR Unit Colours



Nubes Lacquer 1DR Unit Colours

Gloss White	GS70401DGW
Gloss Dark Grey	GS70401DGG
Gloss Mid Grey	GS70401D.05
Matt Mid Grey	GS70401D.00
Matt Pebble	GS70401D.02
Matt Mink	GS70401D.01
Graphite Oak	GS70401D.03
Pacific Walnut	GS70401D.04

All above finishes
£742.00

Gloss White	GS7040GW
Gloss Dark Grey	GS7040GG
Gloss Mid Grey	GS7040.05
Matt Mid Grey	GS7040.00
Matt Pebble	GS7040.02
Matt Mink	GS7040.01
Graphite Oak	GS7040.03
Pacific Walnut	GS7040.04

All above finishes
£932.00

Matt White	GSSABAS70MW
Matt Mid Grey	GSSABAS70MM
Matt Stone	GSSABAS70MS
Matt Grey Charcoal	GSSABAS70MG
Matt Blue	GSSABAS70MB
Matt Olive	GSSABAS70MO

All above finishes
£830.00

*130 additional colours not available
for lacquered furniture.*

Standard Bespoke Colours for Nubes Furniture

Made to order 4-5 wks

Gloss Mink	GS70401DGI
Mali Wenge	GS70401DWM
Gloss Blue Metallic	GS70401DGU
Sand Oak	GS70401DWS

All above finishes
£816.00

Standard Bespoke Colours for Nubes Furniture

Made to order 4-5 wks

Gloss Mink	GS7040GI
Mali Wenge	GS7040WM
Gloss Blue Metallic	GS7040GU
Sand Oak	GS7040WS

All above finishes
£1,025.00

Over **130** additional colours available, please refer to furniture finish samples.
6-7 week lead time.

Nubes 1DR unit £964.00

Nubes 2DR unit £1,212.00



extraglazeantibacterial
Certified ISO 22196
99.99% antibacterial

Nubes 80 x 50 Washbasin



THIS BASIN IS AVAILABLE IN.



Gloss
White

For the unique Nubes
look GSPCS Wastes need
to be used for this basin.
For details see page *p.159*

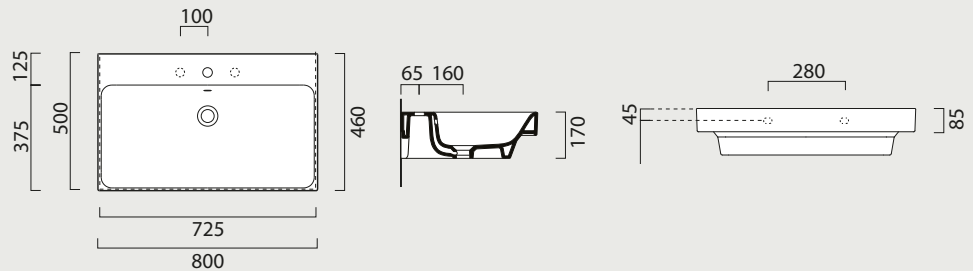
GS9622

£505 Gloss White

Washbasin with overflow.

0-3 Tapholes.

Wall hung or furniture installation.



Towel rail (optional)

GSPANB80 Chrome £185

GSPANB80N Black £185

Nubes Unit

1 Drawer unit

770 (w) x 480 (d) x 400 (h)

2 Drawer unit

770 (w) x 480 (d) x 550 (h)



Nubes Lacquer Unit

1 Drawer unit

770 (w) x 480 (d) x 420 (h)

2 Drawer unit

770 (w) x 480 (d) x 550 (h)



Wall storage units, WC units, bath panels and
countertops for Nubes furniture range see
page **p.88 - p.99**

Wall storage units for Nubes Lacquer furniture
see page **p.92**

*Basin is semi punched and stocked with 0 or 1 taphole. Where possible additional tapholes can be drilled at a cost of £25 each.

Nubes 80x50 Furniture Options



Nubes 1DR Unit Colours



Nubes 2DR Colours



Nubes Lacquer 1DR Unit



2 Drawer Option

Gloss White	GS80501DGW
Gloss Dark Grey	GS80501DGG
Gloss Mid Grey	GS80501D.05
Matt Mid Grey	GS80501D.00
Matt Pebble	GS80501D.02
Matt Mink	GS80501D.01
Graphite Oak	GS80501D.03
Pacific Walnut	GS80501D.04

All above finishes
£762.00

Standard Bespoke Colours for Nubes Furniture

Made to order 4-5 wks

Gloss Mink	GS80501DGI
Mali Wenge	GS80501DWM
Gloss Blue Metallic	GS80501DGU
Sand Oak	GS80501DWS

All above finishes
£839.00

Gloss White	GS8050GW
Gloss Dark Grey	GS8050GG
Gloss Mid Grey	GS8050.05
Matt Mid Grey	GS8050.00
Matt Pebble	GS8050.02
Matt Mink	GS8050.01
Graphite Oak	GS8050.03
Pacific Walnut	GS8050.04

All above finishes
£968.00

Standard Bespoke Colours for Nubes Furniture

Made to order 4-5 wks

Gloss Mink	GS8050GI
Mali Wenge	GS8050WM
Gloss Blue Metallic	GS8050GU
Sand Oak	GS8050WS

All above finishes
£1,065.00

Matt White	GSSABAS80MW
Matt Mid Grey	GSSABAS80MM
Matt Stone	GSSABAS80MS
Matt Grey Charcoal	GSSABAS80MG
Matt Blue	GSSABAS80MB
Matt Olive	GSSABAS80MO
All above finishes £861.00	

Nubes Lacquer 2 Drawer Unit

Matt White	GSSABAS2DR80MW
Matt Mid Grey	GSSABAS2DR80MM
Matt Stone	GSSABAS2DR80MS
Matt Grey Charcoal	GSSABAS2DR80MG
Matt Blue	GSSABAS2DR80MB
Matt Olive	GSSABAS2DR80MO

All above finishes
£1,097.00

Over **130** additional colours available, please refer to furniture finish samples.
6-7 week lead time.

Nubes 1DR unit £991.00

Nubes 2DR unit £1,258.00

130 additional colours not available
for lacquered furniture.



extraglazeantibacterial
Certified ISO 22196
99.99% antibacterial

Nubes 100 x 50 Washbasin



THIS BASIN IS AVAILABLE IN.



Gloss
White

For the unique Nubes
look GSPCS Wastes need
to be used for this basin.
For details see page **p.159**

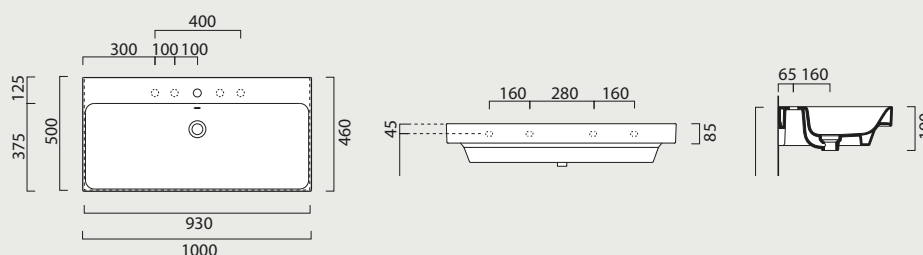
GS9623

£596 Gloss White

Washbasin with overflow.

0-5 Tapholes.

Wall hung or furniture installation.



Towel rail (optional)

GSPANB100 Chrome £218

GSPANB100N Black £218

Nubes Unit

1 Drawer unit

960 (w) x 480 (d) x 400 (h)

2 Drawer unit

960 (w) x 480 (d) x 550 (h)



Wall storage units, WC units, bath panels and
countertops for Nubes furniture range see
page **p.88 - p.99**

Nubes Lacquer Unit

1 Drawer unit

970 (w) x 480 (d) x 420 (h)

2 Drawer unit

970 (w) x 480 (d) x 550 (h)



Wall storage units for Nubes Lacquer furniture
see page **p.92**

*Basin is semi punched and stocked with 0 or 1 taphole. Where possible additional tapholes can be drilled at a cost of £25 each.

Nubes 100x50 Furniture Options



Nubes 1DR Unit Colours



Nubes 2DR Unit Colours



Nubes Lacquer 1DR Unit



2 Drawer Option

Gloss White	GS100501DGW
Gloss Dark Grey	GS100501DGG
Gloss Mid Grey	GS100501D.05
Matt Mid Grey	GS100501D.00
Matt Pebble	GS100501D.02
Matt Mink	GS100501D.01
Graphite Oak	GS100501D.03
Pacific Walnut	GS100501D.04

All above finishes
£800.00

Standard Bespoke Colours for Nubes Furniture

Made to order 4-5 wks

Gloss Mink	GS100501DGI
Mali Wenge	GS100501DWM
Gloss Blue Metallic	GS100501DGU
Sand Oak	GS100501DWS

All above finishes
£880.00

Gloss White	GS10050GW
Gloss Dark Grey	GS10050GG
Gloss Mid Grey	GS10050.05
Matt Mid Grey	GS10050.00
Matt Pebble	GS10050.02
Matt Mink	GS10050.01
Graphite Oak	GS10050.03
Pacific Walnut	GS10050.04

All above finishes
£1,044.00

Standard Bespoke Colours for Nubes Furniture

Made to order 4-5 wks

Gloss Mink	GS10050GI
Mali Wenge	GS10050WM
Gloss Blue Metallic	GS10050GU
Sand Oak	GS10050WS

All above finishes
£1,148.00

Matt White	GSSABAS100MW
Matt Mid Grey	GSSABAS100MM
Matt Stone	GSSABAS100MS
Matt Grey Charcoal	GSSABAS100MG
Matt Blue	GSSABAS100MB
Matt Olive	GSSABAS100MO
All above finishes £902.00	

Nubes Lacquer 2 Drawer Unit

Matt White	GSSABAS2DR100MW
Matt Mid Grey	GSSABAS2DR100MM
Matt Stone	GSSABAS2DR100MS
Matt Grey Charcoal	GSSABAS2DR100MG
Matt Blue	GSSABAS2DR100MB
Matt Olive	GSSABAS2DR100MO

All above finishes
£1,191.00

Over **130** additional colours available, please refer to furniture finish samples.
6-7 week lead time.

Nubes 1DR unit £1,040.00

Nubes 2DR unit £1,357.00

130 additional colours not available
for lacquered furniture.



extraglazeantibacterial
Certified ISO 22196
99.99% antibacterial

Nubes 100 x 50 Washbasin



THIS BASIN IS AVAILABLE IN.



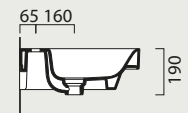
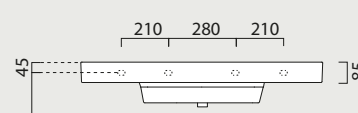
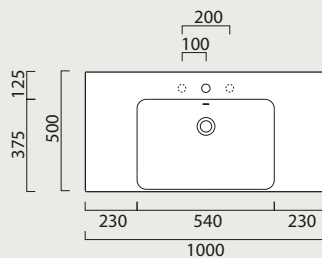
Gloss
White

For the unique Nubes
look GSPCS Wastes need
to be used for this basin.
For details see page *p.159*

GS9651

£586 Gloss White

Washbasin with overflow.
0-3 Tapholes.
Wall hung or furniture installation.



Towel rail (optional)

GSPANB100 Chrome £218

GSPANB100N Black £218

Nubes Unit

1 Drawer unit

960 (w) x 480 (d) x 400 (h)

2 Drawer unit

960 (w) x 480 (d) x 550 (h)



Wall storage units, WC units, bath panels and
countertops for Nubes furniture range see
page **p.88 - p.99**

Nubes Lacquer Unit

1 Drawer unit

970 (w) x 480 (d) x 420 (h)

2 Drawer unit

970 (w) x 480 (d) x 550 (h)



Wall storage units for Nubes Lacquer furniture
see page **p.92**

*Basin is semi punched and stocked with 0 or 1 taphole. Where possible additional tapholes can be drilled at a cost of £25 each.

Nubes 100x50 Furniture Options



Nubes 1DR Unit Colours



Nubes 2DR Unit Colours



Nubes Lacquer 1DR Unit



Gloss White	GS100501DGW
Gloss Dark Grey	GS100501DGG
Gloss Mid Grey	GS100501D.05
Matt Mid Grey	GS100501D.00
Matt Pebble	GS100501D.02
Matt Mink	GS100501D.01
Graphite Oak	GS100501D.03
Pacific Walnut	GS100501D.04

All above finishes
£800.00

Standard Bespoke Colours for Nubes Furniture

Made to order 4-5 wks

Gloss Mink	GS100501DGI
Mali Wenge	GS100501DWM
Gloss Blue Metallic	GS100501DGU
Sand Oak	GS100501DWS

All above finishes
£880.00

Gloss White	GS10050GW
Gloss Dark Grey	GS10050GG
Gloss Mid Grey	GS10050.05
Matt Mid Grey	GS10050.00
Matt Pebble	GS10050.02
Matt Mink	GS10050.01
Graphite Oak	GS10050.03
Pacific Walnut	GS10050.04

All above finishes
£1,044.00

Standard Bespoke Colours for Nubes Furniture

Made to order 4-5 wks

Gloss Mink	GS10050GI
Mali Wenge	GS10050WM
Gloss Blue Metallic	GS10050GU
Sand Oak	GS10050WS

All above finishes
£1,148.00

Matt White	GSSABAS100MW
Matt Mid Grey	GSSABAS100MM
Matt Stone	GSSABAS100MS
Matt Grey Charcoal	GSSABAS100MG
Matt Blue	GSSABAS100MB
Matt Olive	GSSABAS100MO
All above finishes £902.00	

Nubes Lacquer 2 Drawer Unit

Matt White	GSSABAS2DR100MW
Matt Mid Grey	GSSABAS2DR100MM
Matt Stone	GSSABAS2DR100MS
Matt Grey Charcoal	GSSABAS2DR100MG
Matt Blue	GSSABAS2DR100MB
Matt Olive	GSSABAS2DR100MO

All above finishes
£1,191.00

Over **130** additional colours available, please refer to furniture finish samples.
6-7 week lead time.

Nubes 1DR unit £1,040.00

Nubes 2DR unit £1,357.00

130 additional colours not available
for lacquered furniture.



extraglazeantibacterial
Certified ISO 22196
99.99% antibacterial

Nubes 120 x 50 Washbasin



THIS BASIN IS AVAILABLE IN.



Gloss
White

For the unique Nubes look GSPCS Wastes need to be used for this basin. For details see page p.159

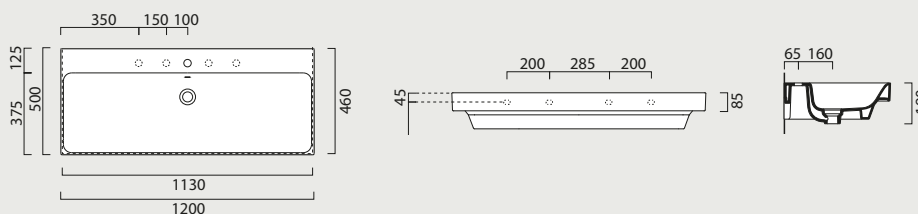
GS9624

£731 Gloss White

Washbasin with overflow.

0-5 Tapholes.

Wall hung or furniture installation.



Towel rail (optional)

GSPANB120 Chrome £263

GSPANB120N Black £263

Nubes Unit

1 Drawer unit

1160 (w) x 480 (d) x 400 (h)

2 Drawer unit

1160 (w) x 480 (d) x 550 (h)



Nubes Lacquer Unit

1 Drawer unit

1160 (w) x 480 (d) x 420 (h)



Wall storage units, WC units, bath panels and countertops for Nubes furniture range see page **p.88 - p.99**

Wall storage units for Nubes Lacquer furniture see page **p.92**

*Basin is semi punched and stocked with 0 or 1 taphole. Where possible additional tapholes can be drilled at a cost of £25 each.

Nubes 120x50 Furniture Options



Nubes 1DR Unit Colours



Nubes 2DR Unit Colours



Nubes Lacquer 1DR Unit Colours

Gloss White	GS120501DGW
Gloss Dark Grey	GS120501DGG
Gloss Mid Grey	GS120501D.05
Matt Mid Grey	GS120501D.00
Matt Pebble	GS120501D.02
Matt Mink	GS120501D.01
Graphite Oak	GS120501D.03
Pacific Walnut	GS120501D.04

All above finishes
£1,048.00

Gloss White	GS12050GW
Gloss Dark Grey	GS12050GG
Gloss Mid Grey	GS12050.05
Matt Mid Grey	GS12050.00
Matt Pebble	GS12050.02
Matt Mink	GS12050.01
Graphite Oak	GS12050.03
Pacific Walnut	GS12050.04

All above finishes
£1,322.00

Matt White	GSSABAS120MW
Matt Mid Grey	GSSABAS120MM
Matt Stone	GSSABAS120MS
Matt Grey Charcoal	GSSABAS120MG
Matt Blue	GSSABAS120MB
Matt Olive	GSSABAS120MO

All above finishes
£1,222.00

*130 additional colours not available
for lacquered furniture.*

Standard Bespoke Colours for Nubes Furniture

Made to order 4-5 wks

Gloss Mink	GS120501DGI
Mali Wenge	GS120501DWM
Gloss Blue Metallic	GS120501DGU
Sand Oak	GS120501DWS

All above finishes
£1,153.00

Standard Bespoke Colours for Nubes Furniture

Made to order 4-5 wks

Gloss Mink	GS12050GI
Mali Wenge	GS12050WM
Gloss Blue Metallic	GS12050GU
Sand Oak	GS12050WS

All above finishes
£1,455.00

Over **130** additional colours available, please refer to furniture finish samples.
6-7 week lead time.

Nubes 1DR unit £1,363.00

Nubes 2DR unit £1,719.00



extraglazeantibacterial
Certified ISO 22196
99.99% antibacterial

Nubes

120 x 50

Washbasin



THIS BASIN IS AVAILABLE IN.



Gloss
White

For the unique Nubes look GSPCS Wastes need to be used for this basin. For details see page p.159

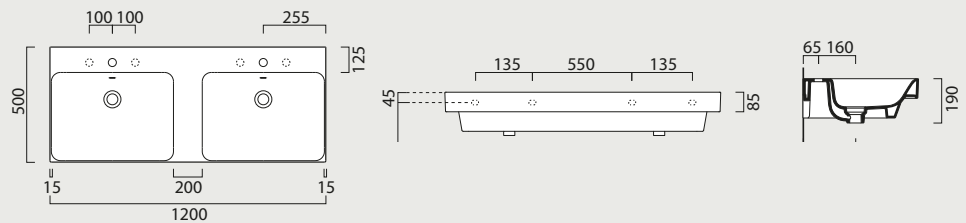
GS9625

£800 Gloss White

Washbasin with overflow.

0-3 Tapholes.

Wall hung or furniture installation.



Single Towel rail (optional)

GSPANB120 Chrome £263

GSPANB120N Black £263

2 x Short Towel rails (optional)

GSPANB52 Chrome £140 each

GSPANB52N Black £140 each

Nubes Unit

2 Drawer unit

1165 (w) x 480 (d) x 400 (h)

Nubes Unit

4 Drawer unit

1165 (w) x 480 (d) x 550 (h)



Wall storage units, WC units, bath panels and countertops for Nubes furniture range see page **p.88 - p.99**

Wall storage units, WC units, bath panels and countertops for Nubes furniture range see page **p.88 - p.99**

*Basin is semi punched and stocked with 0 or 1 taphole. Where possible additional tapholes can be drilled at a cost of £25 each.

Nubes 120x50 Furniture Options



Nubes 2DR Unit Colours

Nubes 4DR Unit Colours

Gloss White	GP120502DGW
Gloss Dark Grey	GP120502DGG
Gloss Mid Grey	GP120502D.05
Matt Mid Grey	GP120502D.00
Matt Pebble	GP120502D.02
Matt Mink	GP120502D.01
Graphite Oak	GP120502D.03
Pacific Walnut	GP120502D.04
All above finishes £1,359.00	

Gloss White	GN120504DGW
Gloss Dark Grey	GN120504DGG
Gloss Mid Grey	GN120504D.05
Matt Mid Grey	GN120504D.00
Matt Pebble	GN120504D.02
Matt Mink	GN120504D.01
Graphite Oak	GN120504D.03
Pacific Walnut	GN120504D.04
All above finishes £1,758.00	

Standard Bespoke Colours for Nubes Furniture

Made to order 4-5 wks

Gloss Mink	GP120502DGI
Made to order 4-5 wks	
Mali Wenge	GP120502DWM
Made to order 4-5 wks	
Gloss Blue Metallic	GP120502DGU
Made to order 4-5 wks	
Sand Oak	GP120502DWS
All above finishes £1,495.00	

Standard Bespoke Colours for Nubes Furniture

Made to order 4-5 wks

Gloss Mink	GN120504DGI
Made to order 4-5 wks	
Mali Wenge	GN120504DWM
Made to order 4-5 wks	
Gloss Blue Metallic	GN120504DGU
Made to order 4-5 wks	
Sand Oak	GN120504DWS
All above finishes £1,934.00	

Over **130** additional colours available, please refer to furniture finish samples.
6-7 week lead time.

Pura 2DR unit £1,767.00

Pura 4DR unit £2,286.00



extraglazeantibacterial
Certified ISO 22196
99.99% antibacterial (Gloss White)

Nubes

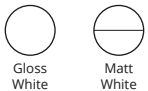
60 x 50

Washbasin



THIS BASIN IS AVAILABLE IN.

See Page **p.28** - **p.29**



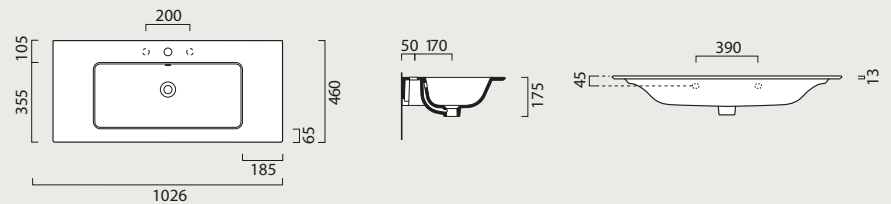
GS9631

£341 Gloss White Matt White £582

Washbasin with overflow.

0-3 Tapholes.

Wall hung or furniture installation.



Matt Black Aluminium frame

MSN6028

*Nubes 60x50 Black Metal Frame with
laminated wood shelf £857*



*Basin is semi punched and stocked with 0 or 1 taphole. Where possible additional tapholes can be drilled at a cost of £25 each.



extraglazeantibacterial
Certified ISO 22196
99.99% antibacterial

Nubes 80 x 50 Washbasin

THIS BASIN IS AVAILABLE IN.



Gloss
White



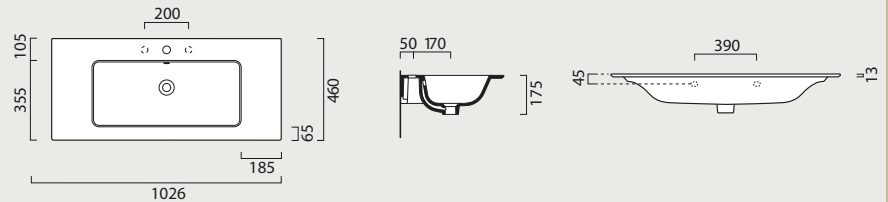
GS9622

£505 Gloss White

Washbasin with overflow.

0-3 Tapholes.

Wall hung or furniture installation.



Matt Black Aluminium frame

MSN8028

*Nubes 80x50 Black Metal Frame with
lamine wood shelf £895*



*Basin is semi punched and stocked with 0 or 1 taphole. Where possible additional tapholes can be drilled at a cost of £25 each.



extraglazeantibacterial
Certified ISO 22196
99.99% antibacterial

Nubes 100 x 50 Washbasin



THIS BASIN IS AVAILABLE IN.



Gloss
White

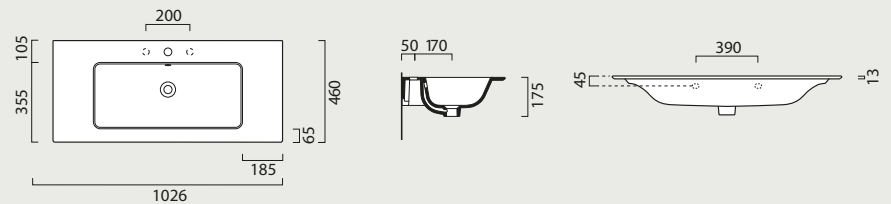
GS9651

£586 Gloss White

Washbasin with overflow.

0-3 Tapholes.

Wall hung or furniture installation.



Matt Black Aluminium frame

MSN10028

*Nubes 100x50 Black Metal Frame with
laminated wood shelf £956*



*Basin is semi punched and stocked with 0 or 1 taphole. Where possible additional tapholes can be drilled at a cost of £25 each.



extraglazeantibacterial
Certified ISO 22196
99.99% antibacterial

Nubes 100 x 50 Washbasin



THIS BASIN IS AVAILABLE IN.



Gloss
White

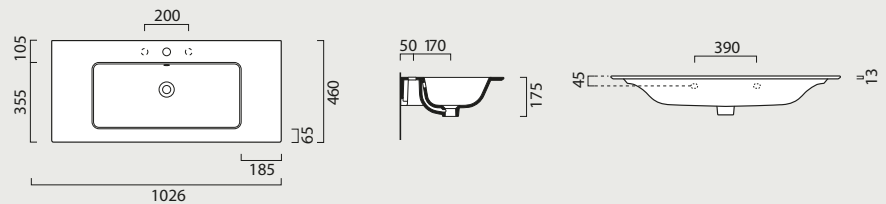
GS9623

£596 Gloss White

Washbasin with overflow.

0-5 Tapholes.

Wall hung or furniture installation.



Matt Black Aluminium frame

MSN10028

*Nubes 100x50 Black Metal Frame with
laminated wood shelf £956*



*Basin is semi punched and stocked with 0 or 1 taphole. Where possible additional tapholes can be drilled at a cost of £25 each.

Nubes Wall Storage



Nubes Furniture 350 Tall Cabinet

350 (w) x 200 (d) x 1650 (h)

Nubes 350 Tall Cabinet Colours

Gloss White	G35TURGW G35TULGW
Gloss Dark Grey	G35TURGG G35TULGG
Gloss Mid Grey	G35TUR.05 G35TUL.05
Matt Mid Grey	G35TUR.00 G35TUL.00
Matt Pebble	G35TUR.02 G35TUL.02
Matt Mink	G35TUR.01 G35TUL.01
Graphite Oak	G35TUR.03 G35TUL.03
Pacific Walnut	G35TUR.04 G35TUL.04
Gloss Mink	G35TURGI G35TULGI
Mali Wenge	G35TURWM G35TULWM
Gloss Blue Metallic	G35TURGU G35TULGU
Sand Oak	G35TURWS G35TULWS

All above finishes
£981.00



Nubes Furniture 300 Wall Cabinet

300 (w) x 200 (d) x 1000 (h)

Nubes 300 Wall Cabinet Colours

Gloss White	G30TWRGW G30TWLGW
Gloss Dark Grey	G30TWRGG G30TWLGG
Gloss Mid Grey	G30TWR.05 G30TWL.05
Matt Mid Grey	G30TWR.00 G30TWL.00
Matt Pebble	G30TWR.02 G30TWL.02
Matt Mink	G30TWR.01 G30TWL.01
Graphite Oak	G30TWR.03 G30TWL.03
Pacific Walnut	G30TWR.04 G30TWL.04
Gloss Mink	G30TWRGI G30TWLGI
Mali Wenge	G30TWRWM G30TWLWM
Gloss Blue Metallic	G30TWRGU G30TWLGU
Sand Oak	G30TWRWS G30TWLWS

All above finishes
£670.00

Over **130** additional colours available, please refer to furniture finish samples.
6-7 week lead time.

Nubes Tall unit £1,275.00

Nubes Wall unit £871.00

Nubes Open Wall Storage

NUBES WALL STORAGE + OPEN UNIT
pacific walnut



Nubes Open 250 Tall Cabinet

250 (w) x 200 (d) x 1650 (h)

Open 250 Tall Cabinet Unit Colours

Gloss White	GSPUTW25GW
Gloss Dark Grey	GSPUTW25GG
Gloss Mid Grey	GSPUTW25.05
Matt Mid Grey	GSPUTW25.00
Matt Pebble	GSPUTW25.02
Matt Mink	GSPUTW25.01
Graphite Oak	GSPUTW25.03
Pacific Walnut	GSPUTW25.04
Gloss Mink	GSPUTW25GI
Mali Wenge	GSPUTW25WM
Gloss Blue Metallic	GSPUTW25GU
Sand Oak	GSPUTW25WS

All above finishes
£689.00



Over **130** additional colours available, please refer to furniture finish samples.
 6-7 week lead time.

Nubes Open unit £896.00

Nubes WC Units



600 WC unit including countertop

600 (w) x 210 (d) x 1215 (h). 18mm countertop

NUBES WC UNIT
gloss dark grey

Nubes 600 WC Unit Colours

Gloss White	GSWC60GW
Gloss Dark Grey	GSWC60GG
Gloss Mid Grey	GSWC60.05
Matt Mid Grey	GSWC60.00
Matt Pebble	GSWC60.02
Matt Mink	GSWC60.01
Graphite Oak	GSWC60.03
Pacific Walnut	GSWC60.04
Gloss Mink	GSWC60GI
Mali Wenge	GSWC60WM
Gloss Blue Metallic	GSWC60GU
Sand Oak	GSWC60WS

All above finishes
£610.00



Over **130** additional colours available, please refer to furniture finish samples.
6-7 week lead time.

Nubes WC unit £794.00

Nubes Bath Panels



1800

Front panel
Adjustable
460h - 560h



1700

Front panel
Adjustable
460h - 560h



800

End panel
Adjustable
460h - 560h



750

End panel
Adjustable
460h - 560h

Colour	Code	Code	Code	Code
Gloss White	GSFP18GW	GSFP17GW	GSEP80GW	GSEP75GW
Gloss Dark Grey	GSFP18GG	GSFP17GG	GSEP80GG	GSEP75GG
Gloss Mid Grey	GSFP18.05	GSFP17.05	GSEP80.05	GSEP75.05
Matt Mid Grey	GSFP18.00	GSFP17.00	GSEP80.00	GSEP75.00
Matt Pebble	GSFP18.02	GSFP17.02	GSEP80.02	GSEP75.02
Matt Mink	GSFP18.01	GSFP17.01	GSEP80.01	GSEP75.01
Graphite Oak	GSFP18.03	GSFP17.03	GSEP80.03	GSEP75.03
Pacific Walnut	GSFP18.04	GSFP17.04	GSEP80.04	GSEP75.04
Mali Wenge	GSFP18WM	GSFP17WM	GSEP80WM	GSEP75WM
Gloss Mink	GSFP18GI	GSFP17GI	GSEP80GI	GSEP75GI
Gloss Blue Metallic	GSFP18GU	GSFP17GU	GSEP80GU	GSEP75GU
Sand Oak	GSFP18WS	GSFP17WS	GSEP80WS	GSEP75WS
	All above finishes £360.00	All above finishes £335.00	All above finishes £207.00	All above finishes £219.00

Over **130** additional colours available, please refer to furniture finish samples.
6-7 week lead time.

1800: £468.00

1700: £435.00

800: £269.00

750: £258.00

Nubes Wall Storage

For Lacquered Units Only



Nubes 365 Tall

363 (w) x 200 (d) x 1650 (h)

Nubes Lacquer Colours

Matt White

GSSATW36RMW
GSSATW36LMW

Matt Mid Grey

GSSATW36RMM
GSSATW36LMM

Matt Stone

GSSATW36RMS
GSSATW36LMS

Matt Grey Charcoal

GSSATW36RMG
GSSATW36LMG

Matt Blue

GSSATW36RMB
GSSATW36LMB

Matt Olive

GSSATW36RMO
GSSATW36LMO

All above finishes
£1,097.00

*130 additional colours not available
for lacquered furniture.*

NUBES TALL CABINET
matt white





extraglazeantibacterial
Certified ISO 22196
99.99% antibacterial (Gloss White)

Nubes

Floorstanding door units

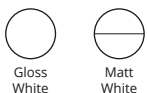
For 50x40, 60x40 & 70x40 Washbasins

For the unique Nubes look GSPCS Wastes need to be used for these basins. For details see page p.159



THIS BASIN IS AVAILABLE IN.

See Page p.28 - p.29



THIS BASIN IS AVAILABLE IN.

See Page p.28 - p.29



THIS BASIN IS AVAILABLE IN.

See Page p.28 - p.29



GS9682

£311 Gloss White Matt White £492

Washbasin with overflow.
0-3 Tapholes.
Wall hung or furniture installation.

GS9683

£334 Gloss White

Washbasin with overflow.
0-3 Tapholes.
Wall hung or furniture installation.

GS9687

£359 Gloss White

Washbasin with overflow.
0-3 Tapholes.
Wall hung or furniture installation.

Nubes floorstanding unit

Door unit

470 (w) x 385 (d) x 785 (h)



Door unit

570 (w) x 385 (d) x 785 (h)



Door unit

660 (w) x 385 (d) x 785 (h)



Wall storage units, WC units, bath panels and countertops for Nubes furniture range see page p.88 - p.99

*Basin is semi punched and stocked with 0 or 1 taphole. Where possible additional tapholes can be drilled at a cost of £25 each.

Nubes 50x40



Nubes Floorstanding Unit Colours

Nubes 60x40



Nubes Floorstanding Unit Colours

Nubes 70x40



Nubes Floorstanding Unit Colours

Gloss White	GN5040FUGW
Gloss Dark Grey	GN5040FUGG
Gloss Mid Grey	GN5040FU.05
Matt Mid Grey	GN5040FU.00
Matt Pebble	GN5040FU.02
Matt Mink	GN5040FU.01
Graphite Oak	GN5040FU.03
Pacific Walnut	GN5040FU.04
All above finishes £759.00	

Gloss White	GN6040FUGW
Gloss Dark Grey	GN6040FUGG
Gloss Mid Grey	GN6040FU.05
Matt Mid Grey	GN6040FU.00
Matt Pebble	GN6040FU.02
Matt Mink	GN6040FU.01
Graphite Oak	GN6040FU.03
Pacific Walnut	GN6040FU.04
All above finishes £793.00	

Gloss White	GN7040FUGW
Gloss Dark Grey	GN7040FUGG
Gloss Mid Grey	GN7040FU.05
Matt Mid Grey	GN7040FU.00
Matt Pebble	GN7040FU.02
Matt Mink	GN7040FU.01
Graphite Oak	GN7040FU.03
Pacific Walnut	GN7040FU.04
All above finishes £831.00	

Standard Bespoke Colours for Nubes Furniture

Made to order 4-5 wks

Gloss Mink	GN5040FUGI
Mali Wenge	GN5040FUWM
Gloss Blue Metallic	GN5040FUGU
Sand Oak	GN5040FUWS
All above finishes £835.00	

Standard Bespoke Colours for Nubes Furniture

Made to order 4-5 wks

Gloss Mink	GN6040FUGI
Mali Wenge	GN6040FUWM
Gloss Blue Metallic	GN6040FUGU
Sand Oak	GN6040FUWS
All above finishes £873.00	

Standard Bespoke Colours for Nubes Furniture

Made to order 4-5 wks

Gloss Mink	GN7040FUGI
Mali Wenge	GN7040FUWM
Gloss Blue Metallic	GN7040FUGU
Sand Oak	GN7040FUWS
All above finishes £914.00	

Over **130** additional colours available, please refer to furniture finish samples.
6-7 week lead time.

Nubes Floorstanding unit £987.00

Nubes Floorstanding unit £1,031.00

Nubes Floorstanding unit £1,080.00



extraglazeantibacterial
Certified ISO 22196
99.99% antibacterial (Gloss White)

Nubes

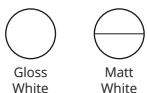
Floorstanding drawer units

For 60x50 & 80x50 Washbasins



THIS BASIN IS AVAILABLE IN.

See Page **p.28 - p.29**



THIS BASIN IS AVAILABLE IN.

See Page **p.28 - p.29**



For the unique Nubes look GSPCS Wastes need to be used for these basins. For details see page **p.159**

GS9631

£341 Gloss White Matt White £582

Washbasin with overflow.

0-3 Tapholes.

Wall hung or furniture installation.

GS9622

£505 Gloss White

Washbasin with overflow.

0-3 Tapholes.

Wall hung or furniture installation.

Nubes floorstanding unit

2 Drawer unit

560 (w) x 480 (d) x 785 (h)



2 Drawer unit

770 (w) x 480 (d) x 785 (h)



Wall storage units, WC units, bath panels and countertops for Nubes furniture range see page **p.88 - p.99**

*Basin is semi punched and stocked with 0 or 1 taphole. Where possible additional tapholes can be drilled at a cost of £25 each.

Nubes 60x50

Nubes 80x50



Nubes Floorstanding Unit Colours

Nubes Floorstanding Unit Colours

Gloss White	GS6050FUGW
Gloss Dark Grey	GS6050FUGG
Gloss Mid Grey	GS6050FU.05
Matt Mid Grey	GS6050FU.00
Matt Pebble	GS6050FU.02
Matt Mink	GS6050FU.01
Graphite Oak	GS6050FU.03
Pacific Walnut	GS6050FU.04
All above finishes £1,036.00	

Gloss White	GS8050FUGW
Gloss Dark Grey	GS8050FUGG
Gloss Mid Grey	GS8050FU.05
Matt Mid Grey	GS8050FU.00
Matt Pebble	GS8050FU.02
Matt Mink	GS8050FU.01
Graphite Oak	GS8050FU.03
Pacific Walnut	GS8050FU.04
All above finishes £1,115.00	

Standard Bespoke Colours for Nubes Furniture

Made to order 4-5 wks

Gloss Mink	GS6050FUGI
Mali Wenge	GS6050FUWM
Gloss Blue Metallic	GS6050FUGU
Sand Oak	GS6050FUWS

All above finishes
£1,140.00

Standard Bespoke Colours for Nubes Furniture

Made to order 4-5 wks

Gloss Mink	GS8050FUGI
Mali Wenge	GS8050FUWM
Gloss Blue Metallic	GS8050FUGU
Sand Oak	GS8050FUWS

All above finishes
£1,226.00

Over **130** additional colours available, please refer to furniture finish samples.
6-7 week lead time.

Nubes Floorstanding unit £1,347.00


Nubes Floorstanding unit £1,449.00

Nubes

LG Hi-Macs Countertop for sit on basins

GSI Nubes Natural


Stone Acrylic Countertop Lava 12mm thick with bevelled edge



	Code	Price £
600 x 500 Countertop for Nubes units Use GS6050 unit with this top	GS6050TOP.A	428.00
800 x 500 Countertop for Nubes units Use GS8050 unit with this top	GS8050TOP.A	503.00
1000 x 500 Countertop for Nubes units Use GS10050 unit with this top	GS10050TOP.A	591.00
1200 x 500 Countertop for Nubes units Use GS12050 unit with this top	GS12050TOP.A	660.00
1250 x 500 Countertop for Norm units Use GN12550 unit with this top	GS12550TOP.A	678.00

GSI Nubes Natural

Stone Acrylic Countertop Pearl 12mm thick with bevelled edge



	Code	Price £
600 x 500 Countertop for Nubes units Use GS6050 unit with this top	GS6050TOP.B	428.00
800 x 500 Countertop for Nubes units Use GS8050 unit with this top	GS8050TOP.B	503.00
1000 x 500 Countertop for Nubes units Use GS10050 unit with this top	GS10050TOP.B	591.00
1200 x 500 Countertop for Nubes units Use GS12050 unit with this top	GS12050TOP.B	660.00
1250 x 500 Countertop for Norm units Use GN12550 unit with this top	GS12550TOP.B	678.00



NUBES BASIN
gloss white

NUBES UNIT
pacific walnut

Nubes

Matching Furniture Countertop for sit on basins. (worktops in same material as units, 18mm thick)

<i>Standard finishes</i>	<i>Code</i>	<i>Price £</i>
600 mm Countertop for Nubes units	GSCTOP60 (Enter unit code + finish name to order).	199.00
800 mm Countertop for Nubes units	GSCTOP80 (Enter unit code + finish name to order).	210.00
1000 mm Countertop for Nubes units	GSCTOP10 (Enter unit code + finish name to order).	226.00
1200 mm Countertop for Nubes units	GSCTOP12 (Enter unit code + finish name to order).	248.00

<i>Special colour finishes</i>	<i>Code</i>	<i>Price £</i>
600 mm Countertop for Nubes units	GSCTOP60.EGR (Enter unit code + finish name to order).	254.00
800 mm Countertop for Nubes units	GSCTOP80.EGR (Enter unit code + finish name to order).	276.00
1000 mm Countertop for Nubes units	GSCTOP10.EGR (Enter unit code + finish name to order).	297.00
1200 mm Countertop for Nubes units	GSCTOP12.EGR (Enter unit code + finish name to order).	325.00



NUBES BASIN
gloss white

NUBES UNIT
pacific walnut



extraglazeantibacterial
For Gloss White
Certified ISO 22196
99.99% antibacterial (Gloss White)

Nubes

Vanity Basins

Product *Specification* *Code* *Price £*

Nubes ø40

Countertop



Base dimensions
350

GS9039
Gloss
White

438.00

Height 140

Matt
Colours

649.00

THIS BASIN IS AVAILABLE IN:

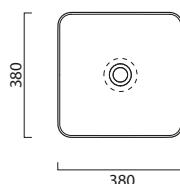


See Page **p.28 - p.29**

For matching colour
wastes, see page **p.159**

Nubes 38

Countertop



Base dimensions
335 x 335

GS9038
Gloss
White

438.00

Height 140

Matt
Colours

649.00

THIS BASIN IS AVAILABLE IN:

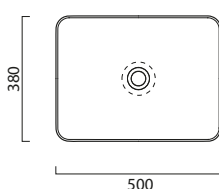


See Page **p.28 - p.29**

For matching colour
wastes, see page **p.159**

Nubes 50

Countertop



Base dimensions
335 x 450

GS9037
Gloss
White

459.00

Height 140

Matt
Colours

684.00

THIS BASIN IS AVAILABLE IN:

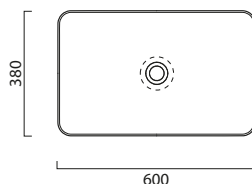


See Page **p.28 - p.29**

For matching colour
wastes, see page **p.159**

Nubes 60

Countertop



Base dimensions
335 x 560

GS9036
Gloss
White

474.00

Height 140

Matt
Colours

707.00

THIS BASIN IS AVAILABLE IN:


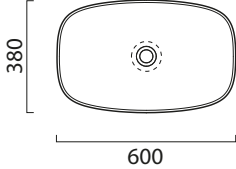


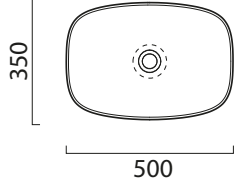


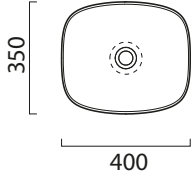



See Page **p.28 - p.29**

For matching colour
wastes, see page **p.159**

Nubes

Vanity Basins

Product	Specification	Code	Price £
Nubes 60 Countertop	  <p>Base dimensions 435</p> <p>Height 160</p>	GS9783 Gloss White	462.00
THIS BASIN IS AVAILABLE IN: See Page p.28 - p.29	 <p>Gloss White Matt White Matt Agave Matt Ardesia Matt Bistro Matt Cenere Matt Creta Matt Ghiaccio Matt Tortora</p>	Matt Colours	648.00 For matching colour wastes, see page p.159
Nubes 50 Countertop	  <p>Base dimensions 355</p> <p>Height 160</p>	GS9784 Gloss White	447.00
THIS BASIN IS AVAILABLE IN: See Page p.28 - p.29	 <p>Gloss White Matt White Matt Agave Matt Ardesia Matt Bistro Matt Cenere Matt Creta Matt Ghiaccio Matt Tortora</p>	Matt Colours	626.00 For matching colour wastes, see page p.159
Nubes 40 Countertop	  <p>Base dimensions 255</p> <p>Height 160</p>	GS9785 Gloss White	426.00
THIS BASIN IS AVAILABLE IN: See Page p.28 - p.29	 <p>Gloss White Matt White Matt Agave Matt Ardesia Matt Bistro Matt Cenere Matt Creta Matt Ghiaccio Matt Tortora</p>	Matt Colours	596.00 For matching colour wastes, see page p.159



We recommend Viega
Cisterns, WC frames and
flush plates.

extraglaze antibacterial
Certified ISO 22196
99.99% antibacterial (Gloss Surfaces)



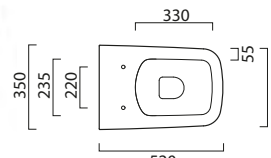
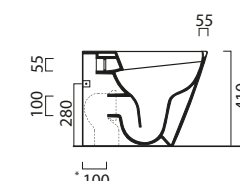


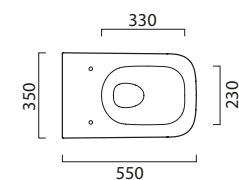
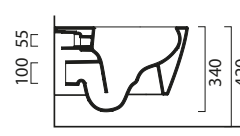
swirlflush*

quickrelease

softclose

Nubes

WCs

Product	Specification	Code	Price £
Nubes 52/f  Back to wall NOTE: Requires a cistern with a minimum height of 1000mm. THIS WC IS AVAILABLE IN.	   Gloss White Matt White	GS9610 Gloss White Matt White	543.00 749.00
Antibacterial slim soft close seat & cover		White GSMS96C11	174.00
Antibacterial slim soft close seat & cover		Matt White GSMS96C09	227.00
Nubes 55/f  Wall hung NOTE: Requires a frame with a minimum height of 920mm. THIS WC IS AVAILABLE IN.	   Gloss White Matt White	GS9615 Gloss White Matt White	551.00 783.00
Antibacterial slim soft close seat & cover		White GSMS96C11	174.00
Antibacterial slim soft close seat & cover		Matt White GSMS96C09	227.00



NUBES WC & BIDET
gloss white



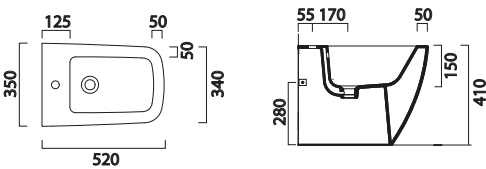


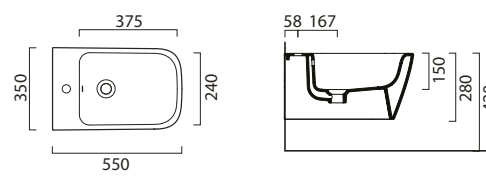
Soundproofing protection GSMPR is available for wall hung WCs and bidets at £16



extraglaze antibacterial **dualglaze**
 Certified ISO 22196
 99.99% antibacterial (Gloss Surfaces)

Nubes

Bidets

Product	Specification	Code	Price £
<p>Nubes 52</p> <p>Back to wall bidet One taphole</p> <p>THIS BIDET IS AVAILABLE IN.</p> <p> Gloss White  Matt White</p>		<p>GS9662 Gloss White</p> <p>Matt White</p>	<p>481.00</p> <p>712.00</p>
<p>Nubes 55</p> <p>Wall hung bidet One taphole</p> <p>THIS BIDET IS AVAILABLE IN.</p> <p> Gloss White  Matt White</p>		<p>GS9665 Gloss White</p> <p>Matt White</p>	<p>454.00</p> <p>672.00</p>

Soundproofing protection GSMPR is available for wall hung WCs and bidets at £16



NUBES WC & BIDET
 gloss white





PURA BASIN
ardesia

PURA UNIT
dijon yellow

PURA
TALL WALL CABINETS
dijon yellow/black

Pura

The Pura collection skilfully balances straight lines with soft shapes. This understated elegance exudes a touch of luxury that fits perfectly with GSI's design philosophy: simple but tasteful.

Pura offers a wide range of washbasins suitable for wall hung, countertop or under-mounted installation, all featuring a generous bowl size and overflow.

The Pura collection also features WCs with the revolutionary Swirlflush® technology and a sleek rimless design to maximise hygiene and improve flush performance.



extraglazeantibacterial
Certified ISO 22196
99.99% antibacterial (Gloss White)

Pura

Collection

THESE BASINS ARE AVAILABLE IN. See Page *p.28 - p.29*



Gloss
White



Matt
White



Matt
Ardesia

142×46
GS8889
p.138



122×46
GS8888
p.136



122×46
GS8887
p.134



102×46
GS8886
p.132



82×46
GS8885
p.130



62×46
GS8884
p.128



102×52
GS8825
p.156



82×49
GS8826
p.154



62×48
GS8827
p.152



52×44
GS8830
p.150





extraglazeantibacterial
For Gloss White
Certified ISO 22196
99.99% antibacterial (Gloss White)

THESE ITEMS ARE AVAILABLE IN. See Page *p.28 - p.29*



60×42
GS8842
p.158



60×37
GS8834
p.158



50×35
GS8860
p.158



Ø42
GS8851
p.159



Ø42 h22
GS8852
p.159



Ø32
GS8854
p.160



60×38
GS8837
p.160



Ø40
GS8846
p.160



55×38
GS7243
p.161



50×35
GS7247
p.161





We recommend Viega
Cisterns, WC frames and
flush plates.



extraglaze antibacterial
Certified ISO 22196
99.99% antibacterial (Gloss White)



dualglaze



swirflush



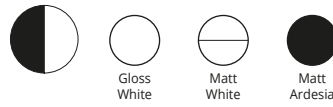
quickrelease



softclose

Pura Collection

THESE BASINS ARE AVAILABLE IN. See Page p.28 - p.29



THESE ITEMS ARE AVAILABLE IN. See Page p.28 - p.29



55x36/F
GS8815 - Pan **GS8865** - Bidet
p.162
p.165



50x36/F
GS8816 - Pan **GS8864** - Bidet
p.162
p.165



46x35/F
GS8802 - Pan **GS8864** - Bidet
p.163
p.165



55x36/F
GS8803 - Pan **GS8872** - Bidet
p.162
p.165



50x36/F
GS8801 - Pan **GS8869** - Bidet
p.162
p.165



68x38
GS8817
p.164



55x35/F eco
GS8807 - Pan
p.163



PURA BASIN
gloss white

PURA UNITS
graphite oak







PURA BASIN
gloss white

PURA UNITS
matt pebble

PURA
TALL CABINETS
sand oak

PURA WC
gloss white



PURA BASIN
gloss white

PURA UNIT
gloss mint



PURA BASIN
gloss white

PURA BASIN
gloss white

PURA LACQUER UNIT
matt olive

MIRROR





PURA BASIN
gloss white

PURA UNIT
matt pebble

PURA WALL CABINETS
sand oak/matt pebble



PURA
TALL WALL CABINETS
matt milk/graphite oak



PURA BASIN
gloss white

PURA UNIT
graphite oak

PURA
TALL WALL CABINET
graphite oak



PURA BASIN
gloss white

PURA CURVED
UNIT
matt mid grey

Showing front
bottle storage

PURA BASIN
gloss white

PURA UNIT
gloss mint

PURA WALL CABINET
gloss mint





PURA BASIN
gloss white

PURA UNIT
graphite oak



PURA BASIN
gloss white

PURA UNIT
gloss mink



PURA BASIN
gloss white

PURA UNIT
graphite oak







PURA CURVED BASIN
gloss white

PURA CURVED UNIT
matt blue

PURA TALL WALL UNIT
matt blue

PURA WC
gloss white





PURA WC
gloss white

PURA BIDET
gloss white

PURA WC
agave

PURA BIDET
agave



PURA BASIN
ardesia



PURA WC
ardesia



PURA BASIN
cenere

PURA WC & BIDET
cenere



PURA BASIN
ardesia

PURA WC
ardesia



PURA WC & BIDET
creta



PURA BASIN
agave



extraglazeantibacterial
Certified ISO 22196
99.99% antibacterial (Gloss White)

Pura

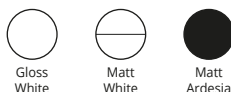
62 x 46

Washbasin



THIS BASIN IS AVAILABLE IN.

See Page **p.28 - p.29**



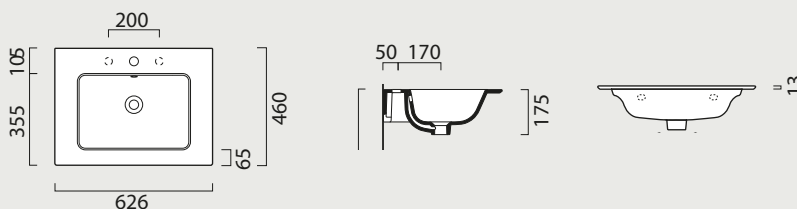
GS8884

£305 Gloss White Other Colours £408

Washbasin with overflow.

0-3 Tapholes.

Wall hung or furniture installation.



Towel rail (optional) in chromed metal. £186

GSPAPRD62

Pura Unit

1 Drawer unit

590 (w) x 445 (d) x 400 (h)



Pura Unit

2 Drawer unit

590 (w) x 445 (d) x 550 (h)



Wall storage units, WC units, bath panels and
countertops for Pura furniture range see page
p.144 - p.148

Wall storage units, WC units, bath panels and
countertops for Pura furniture range see page
p.144 - p.148

*Basin is semi punched and stocked with 0 or 1 taphole. Where possible additional tapholes can be drilled at a cost of £25 each.

Pura 62x46 Furniture Options



Pura 1DR Unit Colours

Pura 2DR Unit Colours

Gloss White	GP62461DGW
Gloss Dark Grey	GP62461DGG
Gloss Mid Grey	GP62461D.05
Matt Mid Grey	GP62461D.00
Matt Pebble	GP62461D.02
Matt Mink	GP62461D.01
Graphite Oak	GP62461D.03
Pacific Walnut	GP62461D.04
All above finishes £709.00	

Gloss White	GP6246GW
Gloss Dark Grey	GP6246GG
Gloss Mid Grey	GP6246.05
Matt Mid Grey	GP6246.00
Matt Pebble	GP6246.02
Matt Mink	GP6246.01
Graphite Oak	GP6246.03
Pacific Walnut	GP6246.04
All above finishes £901.00	

*Standard Bespoke Colours
for Pura Furniture*

Made to order 4-5 wks

Gloss Mink	GP62461DGI
<i>Made to order 4-5 wks</i>	
Mali Wenge	GP62461DWM
<i>Made to order 4-5 wks</i>	
Gloss Blue Metallic	GP62461DGU
<i>Made to order 4-5 wks</i>	
Sand Oak	GP62461DWS
All above finishes £779.00	

*Standard Bespoke Colours
for Pura Furniture*

Made to order 4-5 wks

Gloss Mink	GP6246GI
<i>Made to order 4-5 wks</i>	
Mali Wenge	GP6246WM
<i>Made to order 4-5 wks</i>	
Gloss Blue Metallic	GP6246GU
<i>Made to order 4-5 wks</i>	
Sand Oak	GP6246WS
All above finishes £991.00	

Over **130** additional colours available, please refer to furniture finish samples.
6-7 week lead time.

Pura 1DR unit £921.00

Pura 2DR unit £1,171.00



extraglazeantibacterial
Certified ISO 22196
99.99% antibacterial (Gloss White)

Pura

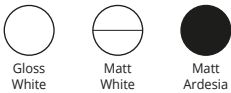
82 x 46

Washbasin



THIS BASIN IS AVAILABLE IN.

See Page **p.28 - p.29**



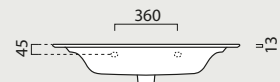
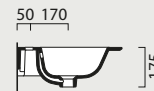
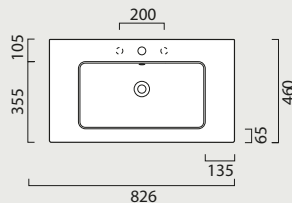
GS8885

£363 Gloss White Other Colours £485

Washbasin with overflow.

0-3 Tapholes.

Wall hung or furniture installation.



Towel rail (optional) in chromed metal. £188

GSPAPRD82

Pura Unit

1 Drawer unit

790 (w) x 445 (d) x 400 (h)



Pura Unit

2 Drawer unit

790 (w) x 445 (d) x 550 (h)



Wall storage units, WC units, bath panels and
countertops for Pura furniture range see page
p.144 - p.148

Wall storage units, WC units, bath panels and
countertops for Pura furniture range see page
p.144 - p.148

*Basin is semi punched and stocked with 0 or 1 taphole. Where possible additional tapholes can be drilled at a cost of £25 each.

Pura 82x46 Furniture Options



Pura 1DR Unit Colours

Pura 2DR Unit Colours

Gloss White	GP82461DGW
Gloss Dark Grey	GP82461DGG
Gloss Mid Grey	GP82461D.05
Matt Mid Grey	GP82461D.00
Matt Pebble	GP82461D.02
Matt Mink	GP82461D.01
Graphite Oak	GP82461D.03
Pacific Walnut	GP82461D.04
All above finishes £762.00	

Gloss White	GP8246GW
Gloss Dark Grey	GP8246GG
Gloss Mid Grey	GP8246.05
Matt Mid Grey	GP8246.00
Matt Pebble	GP8246.02
Matt Mink	GP8246.01
Graphite Oak	GP8246.03
Pacific Walnut	GP8246.04
All above finishes £968.00	

Standard Bespoke Colours for Pura Furniture

Made to order 4-5 wks

Gloss Mink	GP82461DGI
Mali Wenge	GP82461DWM
Gloss Blue Metallic	GP82461DGU
Sand Oak	GP82461DWS
All above finishes £839.00	

Standard Bespoke Colours for Pura Furniture

Made to order 4-5 wks

Gloss Mink	GP8246GI
Mali Wenge	GP8246WM
Gloss Blue Metallic	GP8246GU
Sand Oak	GP8246WS
All above finishes £1,065.00	

Over **130** additional colours available, please refer to furniture finish samples.
6-7 week lead time.

Pura 1DR unit £991.00

Pura 2DR unit £1,258.00



extraglazeantibacterial
Certified ISO 22196
99.99% antibacterial (Gloss White)

Pura

102 x 46

Washbasin



THIS BASIN IS AVAILABLE IN.

See Page **p.28 - p.29**



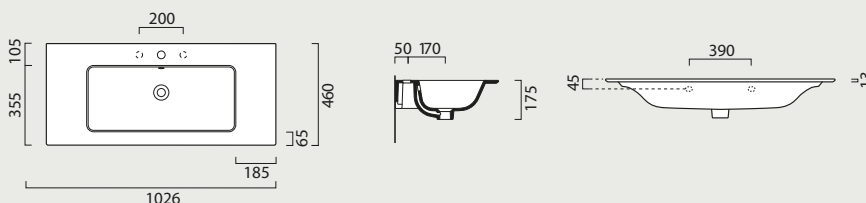
GS8886

£457 Gloss White Other Colours £646

Washbasin with overflow.

0-3 Tapholes.

Wall hung or furniture installation.



Towel rail (optional) in chromed metal. £215

GSPAPRD102

Pura Unit

1 Drawer unit

990 (w) x 445 (d) x 400 (h)



Pura Unit

2 Drawer unit

990 (w) x 445 (d) x 550 (h)



Wall storage units, WC units, bath panels and
countertops for Pura furniture range see page
p.144 - p.148

Wall storage units, WC units, bath panels and
countertops for Pura furniture range see page
p.144 - p.148

*Basin is semi punched and stocked with 0 or 1 taphole. Where possible additional tapholes can be drilled at a cost of £25 each.

Pura 102x46 Furniture Options



Pura 1DR Unit Colours

Pura 2DR Unit Colours

Gloss White	GP102461DGW
Gloss Dark Grey	GP102461DGG
Gloss Mid Grey	GP102461D.05
Matt Mid Grey	GP102461D.00
Matt Pebble	GP102461D.02
Matt Mink	GP102461D.01
Graphite Oak	GP102461D.03
Pacific Walnut	GP102461D.04
All above finishes £800.00	

Gloss White	GP10246GW
Gloss Dark Grey	GP10246GG
Gloss Mid Grey	GP10246.05
Matt Mid Grey	GP10246.00
Matt Pebble	GP10246.02
Matt Mink	GP10246.01
Graphite Oak	GP10246.03
Pacific Walnut	GP10246.04
All above finishes £1,044.00	

Standard Bespoke Colours for Pura Furniture

Made to order 4-5 wks

Gloss Mink	GP102461DGI
Mali Wenge	GP102461DWM
Gloss Blue Metallic	GP102461DGU
Sand Oak	GP102461DWS
All above finishes £880.00	

Standard Bespoke Colours for Pura Furniture

Made to order 4-5 wks

Gloss Mink	GP10246GI
Mali Wenge	GP10246WM
Gloss Blue Metallic	GP10246GU
Sand Oak	GP10246WS
All above finishes £1,148.00	

Over **130** additional colours available, please refer to furniture finish samples.
6-7 week lead time.

Pura 1DR unit £1,040.00

Pura 2DR unit £1,357.00



extraglazeantibacterial
Certified ISO 22196
99.99% antibacterial (Gloss White)

Pura

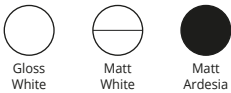
122 x 46

Washbasin



THIS BASIN IS AVAILABLE IN.

See Page **p.28 - p.29**



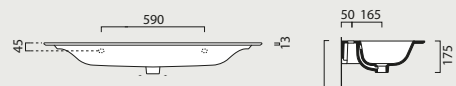
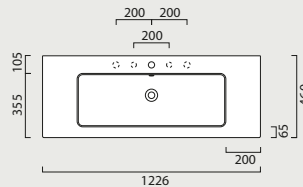
GS8887

£594 Gloss White Other Colours £758

Washbasin with overflow.

0-5 Tapholes.

Wall hung or furniture installation.



Towel rail (optional) in *chromed metal*. £254

GSPAPRD122

Pura Unit

1 Drawer unit

1190 (w) x 445 (d) x 400 (h)



Pura Unit

2 Drawer unit

1190 (w) x 445 (d) x 550 (h)



Wall storage units, WC units, bath panels and
countertops for Pura furniture range see page
p.144 - p.148

Wall storage units, WC units, bath panels and
countertops for Pura furniture range see page
p.144 - p.148

*Basin is semi punched and stocked with 0 or 1 taphole. Where possible additional tapholes can be drilled at a cost of £25 each.

Pura 122x46 Furniture Options



Pura 1DR Unit Colours



Pura 2DR Unit Colours

Gloss White	GP122461DGW
Gloss Dark Grey	GP122461DGG
Gloss Mid Grey	GP122461D.05
Matt Mid Grey	GP122461D.00
Matt Pebble	GP122461D.02
Matt Mink	GP122461D.01
Graphite Oak	GP122461D.03
Pacific Walnut	GP122461D.04
All above finishes £1,048.00	

Gloss White	GP12246GW
Gloss Dark Grey	GP12246GG
Gloss Mid Grey	GP12246.05
Matt Mid Grey	GP12246.00
Matt Pebble	GP12246.02
Matt Mink	GP12246.01
Graphite Oak	GP12246.03
Pacific Walnut	GP12246.04
All above finishes £1,322.00	

Standard Bespoke Colours for Pura Furniture

Made to order 4-5 wks

Gloss Mink	GP122461DGI
Mali Wenge	GP122461DWM
Gloss Blue Metallic	GP122461DGU
Sand Oak	GP122461DWS
All above finishes £1,153.00	

Standard Bespoke Colours for Pura Furniture

Made to order 4-5 wks

Gloss Mink	GP12246GI
Mali Wenge	GP12246WM
Gloss Blue Metallic	GP12246GU
Sand Oak	GP12246WS
All above finishes £1,455.00	

Over **130** additional colours available, please refer to furniture finish samples.
6-7 week lead time.

Pura 1DR unit £1,363.00

Pura 2DR unit £1,719.00



extraglazeantibacterial
Certified ISO 22196
99.99% antibacterial (Gloss White)

Pura

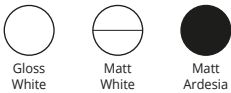
122 x 46

Washbasin



THIS BASIN IS AVAILABLE IN.

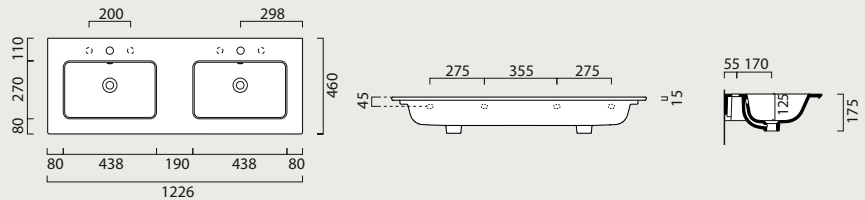
See Page **p.28 - p.29**



GS8888

£733 Gloss White Other Colours £840

Washbasin with overflow.
0-3 Tapholes per basin.
Wall hung or furniture installation.



Towel rail (optional) in chromed metal. £254

GSPAPRDB122

Pura Unit

2 Drawer unit

1190 (w) x 445 (d) x 400 (h)



Pura Unit

4 Drawer unit

1190 (w) x 445 (d) x 550 (h)



Wall storage units, WC units, bath panels and
countertops for Pura furniture range see page
p.144 - p.148

Wall storage units, WC units, bath panels and
countertops for Pura furniture range see page
p.144 - p.148

Pura 122x46 Furniture Options



Pura 2DR Unit Colours



Pura 4DR Unit Colours

Gloss White	GP122462DGW
Gloss Dark Grey	GP122462DGG
Gloss Mid Grey	GP122462D.05
Matt Mid Grey	GP122462D.00
Matt Pebble	GP122462D.02
Matt Mink	GP122461D.01
Graphite Oak	GP122462D.03
Pacific Walnut	GP122462D.04
All above finishes £1,296.00	

Gloss White	GP122464DGW
Gloss Dark Grey	GP122464DGG
Gloss Mid Grey	GP122464D.05
Matt Mid Grey	GP122464D.00
Matt Pebble	GP122464D.02
Matt Mink	GP122464D.01
Graphite Oak	GP122464D.03
Pacific Walnut	GP122464D.04
All above finishes £1,659.00	

Standard Bespoke Colours for Pura Furniture

Made to order 4-5 wks

Gloss Mink	GP122462DGI
Made to order 4-5 wks	
Mali Wenge	GP122462DWM
Made to order 4-5 wks	
Gloss Blue Metallic	GP122462DGU
Made to order 4-5 wks	
Sand Oak	GP122462DWS
All above finishes £1,426.00	

Standard Bespoke Colours for Pura Furniture

Made to order 4-5 wks

Gloss Mink	GP122464DGI
Made to order 4-5 wks	
Mali Wenge	GP122464DWM
Made to order 4-5 wks	
Gloss Blue Metallic	GP122464DGU
Made to order 4-5 wks	
Sand Oak	GP122464DWS
All above finishes £1,825.00	

Over **130** additional colours available, please refer to furniture finish samples.
6-7 week lead time.

Pura 2DR unit £1,685.00

Pura 4DR unit £2,156.00



extraglazeantibacterial
Certified ISO 22196
99.99% antibacterial (Gloss White)

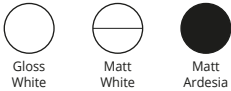
Pura

142 x 46

Washbasin

THIS BASIN IS AVAILABLE IN.

See Page **p.28 - p.29**



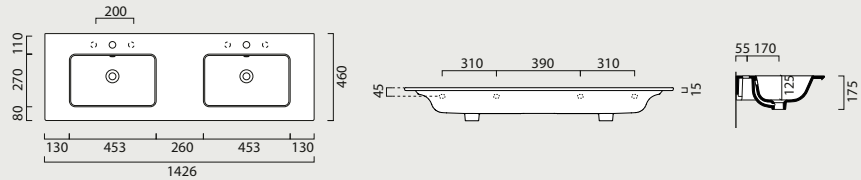
GS8889

£744 Gloss White Other Colours £896

Washbasin with overflow.

0-3 Tapholes per basin.

Wall hung or furniture installation.



Pura Unit

2 Drawer unit

1190 (w) x 445 (d) x 400 (h)



Pura Unit

4 Drawer unit

1190 (w) x 445 (d) x 550 (h)



Wall storage units, WC units, bath panels and
countertops for Pura furniture range see page
p.144 - p.148

Wall storage units, WC units, bath panels and
countertops for Pura furniture range see page
p.144 - p.148

Pura 142x46 Furniture Options



Pura 2DR Unit Colours



Pura 4DR Unit Colours

Gloss White	GP142462DGW
Gloss Dark Grey	GP142462DGG
Gloss Mid Grey	GP142462D.05
Matt Mid Grey	GP142462D.00
Matt Pebble	GP142462D.02
Matt Mink	GP142462D.01
Graphite Oak	GP142462D.03
Pacific Walnut	GP142462D.04
All above finishes £1,426.00	

Gloss White	GP14246GW
Gloss Dark Grey	GP14246GG
Gloss Mid Grey	GP14246.05
Matt Mid Grey	GP14246.00
Matt Pebble	GP14246.02
Matt Mink	GP14246.01
Graphite Oak	GP14246.03
Pacific Walnut	GP14246.04
All above finishes £1,782.00	

Standard Bespoke Colours for Pura Furniture

Made to order 4-5 wks

Gloss Mink	GP142462DGI
Made to order 4-5 wks	
Mali Wenge	GP142462DWM
Made to order 4-5 wks	
Gloss Blue Metallic	GP142462DGU
Made to order 4-5 wks	
Sand Oak	GP142462DWS
All above finishes £1,569.00	

Standard Bespoke Colours for Pura Furniture

Made to order 4-5 wks

Gloss Mink	GP14246GI
Made to order 4-5 wks	
Mali Wenge	GP14246WM
Made to order 4-5 wks	
Gloss Blue Metallic	GP14246GU
Made to order 4-5 wks	
Sand Oak	GP14246WS
All above finishes £1,960.00	

Over **130** additional colours available, please refer to furniture finish samples.
6-7 week lead time.

Pura 2DR unit £1,854.00

Pura 4DR unit £2,316.00





extraglazeantibacterial
Certified ISO 22196
99.99% antibacterial (Gloss White)

Pura

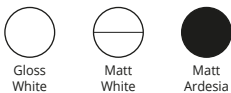
62 x 46

Washbasin



THIS BASIN IS AVAILABLE IN.

See Page **p.28 - p.29**



Gloss
White

Matt
White

Matt
Ardesia

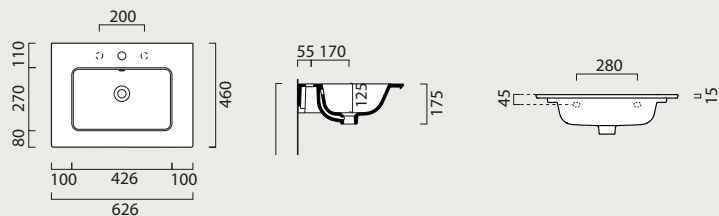
GS8884

£305 Gloss White Other Colours £408

Washbasin with overflow.

0-3 Tapholes.

Wall hung or furniture installation.



Matt Black Aluminium frame

MSP6228

*Pura 62x46 Black Metal Frame with
laminated wood shelf £852*



*Basin is semi punched and stocked with 0 or 1 taphole. Where possible additional tapholes can be drilled at a cost of £25 each.



extraglazeantibacterial
Certified ISO 22196
99.99% antibacterial (Gloss White)

Pura

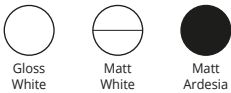
82 x 46

Washbasin



THIS BASIN IS AVAILABLE IN

See Page **p.28 - p.29**



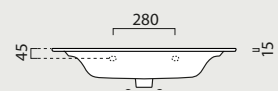
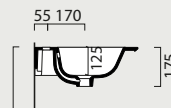
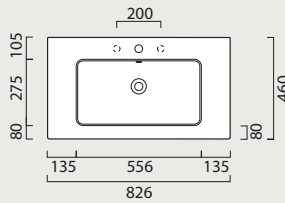
GS8885

£363 Gloss White Other Colours £485

Washbasin with overflow.

0-3 Tapholes.

Wall hung or furniture installation.



Matt Black Aluminium frame

MSP8228

*Pura 82x46 Black Metal Frame with
laminated wood shelf £891*



*Basin is semi punched and stocked with 0 or 1 taphole. Where possible additional tapholes can be drilled at a cost of £25 each.



extraglazeantibacterial
 Certified ISO 22196
 99.99% antibacterial (Gloss White)

Pura

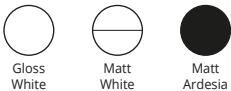
102 x 46

Washbasin



THIS BASIN IS AVAILABLE IN.

See Page **p.28 - p.29**



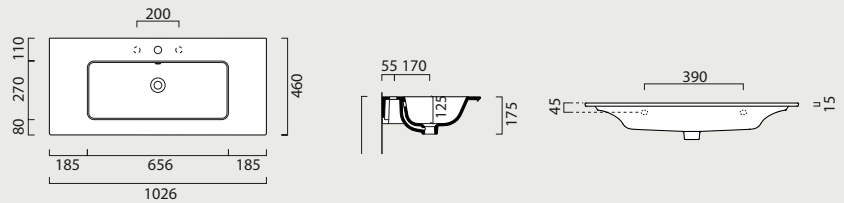
GS8886

£457 Gloss White Other Colours £646

Washbasin with overflow.

0-3 Tapholes.

Wall hung or furniture installation.



Matt Black Aluminium frame

MSP10228

Pura 102x46 Black Metal Frame with laminate wood shelf £950



*Basin is semi punched and stocked with 0 or 1 taphole. Where possible additional tapholes can be drilled at a cost of £25 each.

Pura Wall Storage



Pura Furniture 350 Tall Cabinet

350 (w) x 200 (d) x 1650 (h)

Pura 350 Tall Cabinet Colours

Gloss White	G35TURGW G35TULGW
Gloss Dark Grey	G35TURGG G35TULGG
Gloss Mid Grey	G35TUR.05 G35TUL.05
Matt Mid Grey	G35TUR.00 G35TUL.00
Matt Pebble	G35TUR.02 G35TUL.02
Matt Mink	G35TUR.01 G35TUL.01
Graphite Oak	G35TUR.03 G35TUL.03
Pacific Walnut	G35TUR.04 G35TUL.04
Gloss Mink	G35TURGI G35TULGI
Mali Wenge	G35TURWM G35TULWM
Gloss Blue Metallic	G35TURGU G35TULGU
Sand Oak	G35TURWS G35TULWS

All above finishes
£981.00



Pura Furniture 300 Wall Cabinet

300 (w) x 200 (d) x 1000 (h)

Pura 300 Wall Cabinet Colours

Gloss White	G30TWRGW G30TWLGW
Gloss Dark Grey	G30TWRGG G30TWLGG
Gloss Mid Grey	G30TWR.05 G30TWL.05
Matt Mid Grey	G30TWR.00 G30TWL.00
Matt Pebble	G30TWR.02 G30TWL.02
Matt Mink	G30TWR.01 G30TWL.01
Graphite Oak	G30TWR.03 G30TWL.03
Pacific Walnut	G30TWR.04 G30TWL.04
Gloss Mink	G30TWRGI G30TWLGI
Mali Wenge	G30TWRWM G30TWLWM
Gloss Blue Metallic	G30TWRGU G30TWLGU
Sand Oak	G30TWRWS G30TWLWS

All above finishes
£670.00

Over **130** additional colours available, please refer to furniture finish samples.
6-7 week lead time.

Pura Tall unit £1,275.00

Pura Wall unit £871.00

Pura Open Wall Storage

PURA WALL STORAGE + OPEN UNIT
pacific walnut



Pura Open 250 Tall Cabinet

250 (w) x 200 (d) x 1650 (h)

Open 250 Tall Cabinet Unit Colours

Gloss White	GSPUTW25GW
Gloss Dark Grey	GSPUTW25GG
Gloss Mid Grey	GSPUTW25.05
Matt Mid Grey	GSPUTW25.00
Matt Pebble	GSPUTW25.02
Matt Mink	GSPUTW25.01
Graphite Oak	GSPUTW25.03
Pacific Walnut	GSPUTW25.04
Gloss Mink	GSPUTW25GI
Mali Wenge	GSPUTW25WM
Gloss Blue Metallic	GSPUTW25GU
Sand Oak	GSPUTW25WS

All above finishes
£689.00



Over **130** additional colours available, please refer to furniture finish samples.
6-7 week lead time.

Pura Open unit £896.00

Pura WC Units



600 WC unit including countertop

600 (w) x 210 (d) x 1215 (h). 18mm countertop

PURA WC UNIT
gloss dark grey

Pura 600 WC Unit Colours

Gloss White	GSWC60GW
Gloss Dark Grey	GSWC60GG
Gloss Mid Grey	GSWC60.05
Matt Mid Grey	GSWC60.00
Matt Pebble	GSWC60.02
Matt Mink	GSWC60.01
Graphite Oak	GSWC60.03
Pacific Walnut	GSWC60.04
Gloss Mink	GSWC60GI
Mali Wenge	GSWC60WM
Gloss Blue Metallic	GSWC60GU
Sand Oak	GSWC60WS


All above finishes
£610.00



Over **130** additional colours available, please refer to furniture finish samples.
6-7 week lead time.

Pura WC unit £794.00

Pura Bath Panels



1800

Front panel
Adjustable
460h - 560h



1700

Front panel
Adjustable
460h - 560h



800

End panel
Adjustable
460h - 560h



750

End panel
Adjustable
460h - 560h

Colour	Code	Code	Code	Code
Gloss White	GSFP18GW	GSFP17GW	GSEP80GW	GSEP75GW
Gloss Dark Grey	GSFP18GG	GSFP17GG	GSEP80GG	GSEP75GG
Gloss Mid Grey	GSFP18.05	GSFP17.05	GSEP80.05	GSEP75.05
Matt Mid Grey	GSFP18.00	GSFP17.00	GSEP80.00	GSEP75.00
Matt Pebble	GSFP18.02	GSFP17.02	GSEP80.02	GSEP75.02
Matt Mink	GSFP18.01	GSFP17.01	GSEP80.01	GSEP75.01
Graphite Oak	GSFP18.03	GSFP17.03	GSEP80.03	GSEP75.03
Pacific Walnut	GSFP18.04	GSFP17.04	GSEP80.04	GSEP75.04
Mali Wenge	GSFP18WM	GSFP17WM	GSEP80WM	GSEP75WM
Gloss Mink	GSFP18GI	GSFP17GI	GSEP80GI	GSEP75GI
Gloss Blue Metallic	GSFP18GU	GSFP17GU	GSEP80GU	GSEP75GU
Sand Oak	GSFP18WS	GSFP17WS	GSEP80WS	GSEP75WS
	All above finishes £360.00	All above finishes £335.00	All above finishes £207.00	All above finishes £219.00

Over **130** additional colours available, please refer to furniture finish samples.
6-7 week lead time.

1800: £468.00

1700: £435.00

800: £269.00

750: £258.00

Pura

Matching Furniture Countertop for sit on basins. (worktops in same material as units, 18mm thick)

<i>Standard finishes</i>	<i>Code</i>	<i>Price £</i>
600/620 mm Countertop for Pura units	GSCTOP60 (Enter unit code + finish name to order).	199.00
800/820 mm Countertop for Pura units	GSCTOP80 (Enter unit code + finish name to order).	210.00
1000/1020 mm Countertop for Pura units	GSCTOP10 (Enter unit code + finish name to order).	226.00
1200/1220 mm Countertop for Pura units	GSCTOP12 (Enter unit code + finish name to order).	248.00
1422 mm Countertop for Pura units	GSCTOP14 (Enter unit code + finish name to order).	283.00
<i>Special colour finishes</i>	<i>Code</i>	<i>Price £</i>
600/620 mm Countertop for Pura units	GSCTOP60.EGR (Enter unit code + finish name to order).	254.00
800/820 mm Countertop for Pura units	GSCTOP80.EGR (Enter unit code + finish name to order).	276.00
1000/1020 mm Countertop for Pura units	GSCTOP10.EGR (Enter unit code + finish name to order).	297.00
1200/1220 mm Countertop for Pura units	GSCTOP12.EGR (Enter unit code + finish name to order).	325.00
1422 mm Countertop for Pura units	GSCTOP14.EGR (Enter unit code + finish name to order).	367.00



TALL CABINET FOR
CURVED FURNITURE
matt stone





extraglazeantibacterial
Certified ISO 22196
99.99% antibacterial

Pura Curved

52 X 44

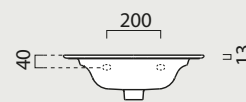
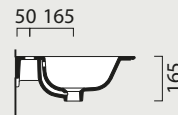
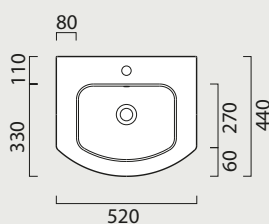
Washbasin



GS8830

£334

Washbasin with overflow.
0-3 Tapholes.
Wall hung or furniture installation.



Furniture not available with this basin



PURA CURVED BASIN
gloss white



*PURA CURVED BASIN
gloss white*

*PURA
CURVED UNIT
matt mid grey*

*PURA CURVED BASIN
gloss white*

*PURA
CURVED UNIT
matt stone
featuring intergrated bottle holder*





extraglazeantibacterial
Certified ISO 22196
99.99% antibacterial

Pura Curved

62 x 48

Washbasin



THIS BASIN IS AVAILABLE IN.

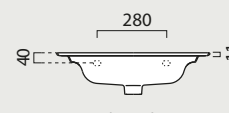
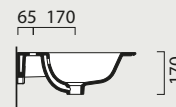
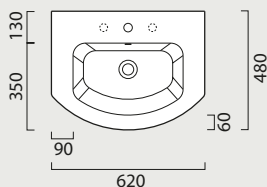


Gloss White

GS8827

£435

Washbasin with overflow.
0-3 Tapholes.
Wall hung or furniture installation.



Towel rail (optional) in chromed metal. £171

GSPAPR62

Pura Curved Unit - Lacquer finish

1 Drawer unit

592 (w) x 460 (d) x 385 (h)



Wall storage units for Pura Lacquer furniture
see page **p.92**

Pura Curved 62x48 Furniture Options



Pura Curved Unit Lacquer Colours

Matt White	GP6248MW
Matt Mid Grey	GP6248MM
Matt Stone	GP6248MS
Matt Grey Charcoal	GP6248MG
Matt Blue	GP6248MB
Matt Olive	GP6248MO

All above finishes
£1,274.00

130 additional colours not available for lacquered furniture.



Pura Tall Unit for Curved Furniture Range Only

360 (w) x 200 (d) x 1650 (h)

Pura Lacquer Colours

Matt White	GP36TURMW GP36TULMW
Matt Mid Grey	GP36TURMM GP36TULMM
Matt Stone	GP36TURMS GP36TULMS
Matt Grey Charcoal	GP36TURMG GP36TULMG
Matt Blue	GP36TURMB GP36TULMO
Matt Olive	GP36TURMB GP36TULMO

All above finishes
£1,097.00

130 additional colours not available for lacquered furniture.



extraglazeantibacterial
Certified ISO 22196
99.99% antibacterial

Pura Curved

82 x 49

Washbasin



THIS BASIN IS AVAILABLE IN.

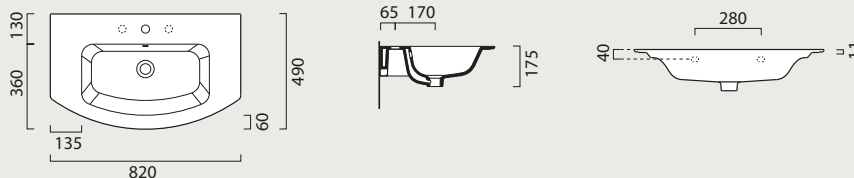


Gloss White

GS8826

£638

Washbasin with overflow.
0-3 Tapholes.
Wall hung or furniture installation.



Towel rail (optional) in chromed metal. £200

GSPAPR82

Pura Curved Unit - Lacquer finish

1 Drawer unit

792 (w) x 470 (d) x 385 (h)



Wall storage units for Pura Lacquer furniture
see page **p.92**

Pura Curved 82x49 Furniture Options



Pura Curved Unit Lacquer Colours

Matt White	GP8249MW
Matt Mid Grey	GP8249MM
Matt Stone	GP8249MS
Matt Grey Charcoal	GP8249MG
Matt Blue	GP8249MB
Matt Olive	GP8249MO

All above finishes
£1,339.00

130 additional colours not available for lacquered furniture.



Pura Tall Unit for Curved Furniture Range Only

360 (w) x 200 (d) x 1650 (h)

Pura Lacquer Colours

Matt White	GP36TURMW GP36TULMW
Matt Mid Grey	GP36TURMM GP36TULMM
Matt Stone	GP36TURMS GP36TULMS
Matt Grey Charcoal	GP36TURMG GP36TULMG
Matt Blue	GP36TURMB GP36TULMO
Matt Olive	GP36TURMB GP36TULMO

All above finishes
£1,097.00

130 additional colours not available for lacquered furniture.



extraglazeantibacterial
Certified ISO 22196
99.99% antibacterial

Pura Curved *102 x 52* *Washbasin*



THIS BASIN IS AVAILABLE IN.

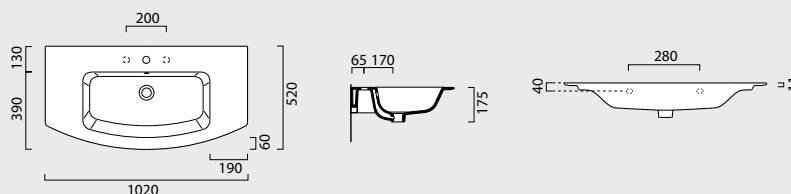


Gloss White

GS8825

£784

Washbasin with overflow.
0-3 Tapholes.
Wall hung or furniture installation.



Towel rail (optional) in chromed metal. £222

GSPAPR102

Pura Curved Unit - Lacquer finish

1 Drawer unit

992 (w) x 500 (d) x 385 (h)



Wall storage units for Pura Lacquer furniture
see page **p.92**

Pura Curved 102x52 Furniture Options



Pura Curved Unit Lacquer Colours

Matt White	GP10252MW
Matt Mid Grey	GP10252MM
Matt Stone	GP10252MS
Matt Grey Charcoal	GP10252MG
Matt Blue	GP10252MB
Matt Olive	GP10252MO

All above finishes
£1,484.00

*130 additional colours not available
for lacquered furniture.*



Pura Tall Unit for Curved Furniture Range Only

360 (w) x 200 (d) x 1650 (h)

Pura Lacquer Colours

Matt White	GP36TURMW GP36TULMW
Matt Mid Grey	GP36TURMM GP36TULMM
Matt Stone	GP36TURMS GP36TULMS
Matt Grey Charcoal	GP36TURMG GP36TULMG
Matt Blue	GP36TURMB GP36TULMO
Matt Olive	GP36TURMB GP36TULMO

All above finishes
£1,097.00

*130 additional colours not available for
lacquered furniture.*



extraglazeantibacterial
For Gloss White
Certified ISO 22196
99.99% antibacterial (Gloss White)

Pura

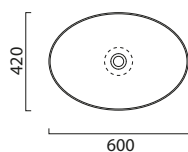
Vanity Basins

Product *Specification* *Code* *Price £*

Pura 60x42

Countertop

Washbasin without overflow.



GS8842
Gloss White **463.00**

Matt Colours **696.00**

THIS BASIN IS AVAILABLE IN:

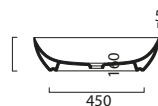
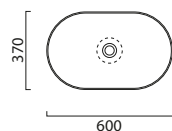
See Page **p.28 - p.29**



Pura 60x37

Countertop

Washbasin without overflow.



GS8834
Gloss White **479.00**

Matt Colours **656.00**

THIS BASIN IS AVAILABLE IN:

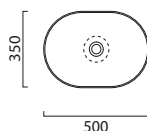
See Page **p.28 - p.29**



Pura 50x35

Countertop

Washbasin without overflow.



GS8860
Gloss White **411.00**

Matt Colours **636.00**

THIS BASIN IS AVAILABLE IN:

See Page **p.28 - p.29**


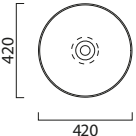
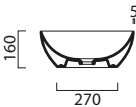


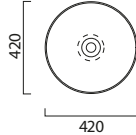






extraglazeantibacterial
For Gloss White
Certified ISO 22196
99.99% antibacterial (Gloss White)

Pura

Vanity Basins

Product	Specification	Code	Price £
Pura Ø42			
Countertop Washbasin without overflow.	  	GS8851 Gloss White	463.00
THIS BASIN IS AVAILABLE IN: See Page p.28 - p.28		Matt Colours	636.00
Pura Ø42			
H22			
Countertop Washbasin without overflow.	  	GS8852 Gloss White	494.00
THIS BASIN IS AVAILABLE IN: See Page p.28 - p.29		Matt Colours	677.00

**Open waste
(For basin
without overflow)**

**Click waste
(For basin
with overflow)**

GSPVC.04 £83	Matt Agave	GSPCS.04 £97
GSPVC.26 £83	Matt Ardesia	GSPCS.26 £97
GSPVC.16 £83	Matt Bistro	GSPCS.16 £97
GSPVC.17 £83	Matt Cenere	GSPCS.17 £97
GSPVC.08 £83	Matt Creta	GSPCS.08 £97
GSPVC.15 £83	Matt Ghiaccio	GSPCS.15 £97
GSPVC.05 £83	Matt Tortora	GSPCS.05 £97
GSPVC.09 £83	Matt White	GSPCS.09 £97
GSPVC.11 £49	Gloss White	GSPCS.11 £62



extraglaze antibacterial
For Gloss White
Certified ISO 22196
99.99% antibacterial (Gloss White)

Pura

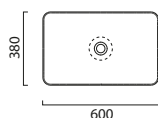
Vanity Basins

Product *Specification* *Code* *Price £*

Pura 60x38

Countertop

Washbasin without overflow.



GS8837
Gloss White **449.00**

Matt Colours **556.00**

THIS BASIN IS AVAILABLE IN:

See Page **p.28 - p.29**



For matching waste, see page **p.159**

Pura Ø40

Countertop

Washbasin without overflow.



GS8846
Gloss White **455.00**

Matt Colours **538.00**

THIS BASIN IS AVAILABLE IN:

See Page **p.28 - p.29**

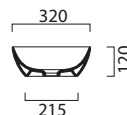
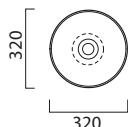


For matching waste, see page **p.159**

Pura Ø32

Countertop

Washbasin without overflow.



GS8854
Gloss White **323.00**

Matt Colours **526.00**

THIS BASIN IS AVAILABLE IN:

See Page **p.28 - p.29**



For matching colour wastes, see page **p.159**



*PURA COUNTERTOP
BASIN
gloss white*



extraglazeantibacterial
 Certified ISO 22196
 99.99% antibacterial

Pura

Vanity Basins

Product

Specification

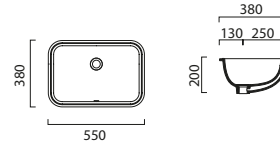
Code

Price £

Pura Undermount 55x38

Washbasin with overflow.

THIS BASIN IS AVAILABLE IN:



GS7243
Gloss White **286.00**

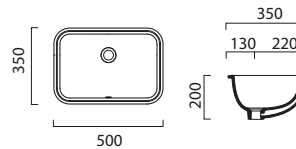
Requires fixing kit

GSFV **8.00**

Pura Undermount 50x35

Washbasin with overflow.

THIS BASIN IS AVAILABLE IN:



GS7247
Gloss White **250.00**

Requires fixing kit

GSFV **8.00**



PURA UNDERMOUNT
BASIN
gloss white



We recommend Viega
Cisterns, WC frames and
flush plates.



extraglaze antibacterial
For Gloss White
Certified ISO 22196
99.99% antibacterial (Gloss Surfaces)



dualglaze



swirlflush*



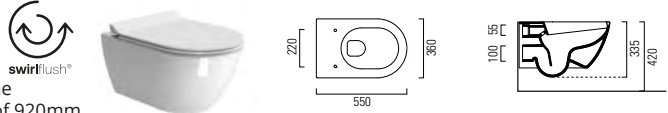
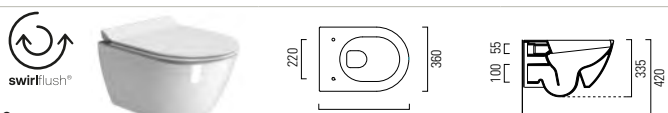
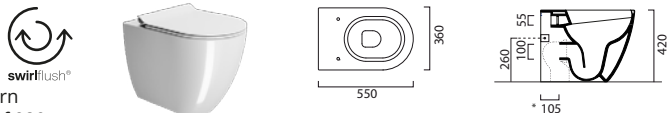
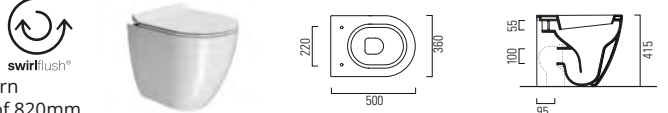
quickrelease



softclose

Pura

WCs

Product	Specification	Code	Price £
Pura 55/f Wall hung NOTE: Requires WC frame with a minimum height of 920mm THIS WC IS AVAILABLE IN: See Page p.28 - p.29		GS8815 Gloss White	516.00
		Matt Colours	845.00
Antibacterial wrap over soft close seat & cover		White GSMS86CN	155.00
Antibacterial slim soft close seat & cover		White GSMS86CSN	199.00
Antibacterial slim soft close seat & cover		Matt Colours GSMS86CSN	270.00
Pura 50/f Wall hung NOTE: Requires WC frame with a minimum height of 820mm THIS WC IS AVAILABLE IN: See Page p.28 - p.29		GS8816 Gloss White	473.00
		Matt Colours	740.00
Antibacterial wrap over soft close seat & cover		White GSMS86CN	155.00
Antibacterial slim soft close seat & cover		White GSMS86CSN	199.00
Antibacterial slim soft close seat & cover		Matt Colours GSMS86CSN	270.00
Pura 55/f Back to wall NOTE: Requires WC cistern with a minimum height of 920mm THIS WC IS AVAILABLE IN: See Page p.28 - p.29		GS8803 Gloss White	482.00
		Matt Colours	762.00
Antibacterial wrap over soft close seat & cover		White GSMS86CN	155.00
Antibacterial slim soft close seat & cover		White GSMS86CSN	199.00
Antibacterial slim soft close seat & cover		Matt Colours GSMS86CSN	270.00
Pura 50/f Back to wall NOTE: Requires WC cistern with a minimum height of 820mm THIS WC IS AVAILABLE IN: See Page p.28 - p.29		GS8801 Gloss White	461.00
		Matt Colours	762.00
Antibacterial wrap over soft close seat & cover		White GSMS86CN	155.00
Antibacterial slim soft close seat & cover		White GSMS86CSN	199.00
Antibacterial soft close contract seat and cover for Pura WCs		White GSMS99C	134.00

Soundproofing protection GSMPR is available for wall hung WCs and bidets at £16



We recommend Viega
Cisterns, WC frames and
flush plates.



extraglaze antibacterial
Certified ISO 22196
99.99% antibacterial (Gloss Surfaces)



dualglaze



swirlflush






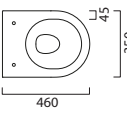
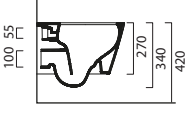





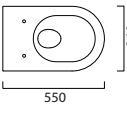
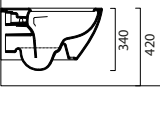


quickrelease



softclose

Pura WCs

Product	Specification	Code	Price £
Pura 46/f  Wall hung NOTE: Requires WC frame with a minimum height of 920mm THIS WC IS AVAILABLE IN. See Page p.28 - p.29  Gloss White  Matt White  Matt Ardesia	  460  100 55 270 340 420	GS8802 Gloss White	399.00
		Matt Colours	611.00
		Antibacterial wrap over soft close seat & cover	White GSMS76SN
Antibacterial slim soft close seat & cover	Matt Colours GSMS76SN	270.00	
Pura 55/f Eco  Wall hung NOTE: Requires WC frame with a minimum height of 920mm THIS WC IS AVAILABLE IN. See Page p.28 - p.29  Gloss White  Matt White  Matt Ardesia	  550  340 420	GS8807 Gloss White	245.00
		Matt Colours	379.00
		Antibacterial Eco Seat	White GSMS992C
Antibacterial Eco Seat	Matt Colours GSMS992C	202.00	

Soundproofing protection GSMPR is available for wall hung WCs and bidets at £16

*Pura Close Coupled Swirlflush
WC will be available approx
October/November 2023.
Details will be made
available produced.*


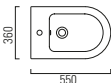
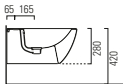


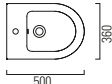
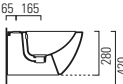


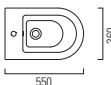
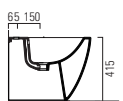


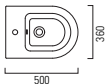






extraglaze antibacterial **dualglaze**
 For Gloss White
 Certified ISO 22196
 99.99% antibacterial (Gloss White)

Pura

Bidets


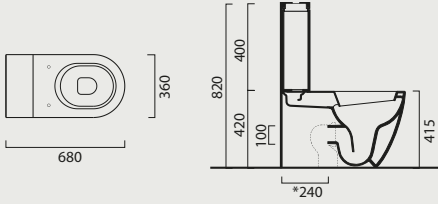
Product	Specification	Code	Price £
<p>Pura 55</p> <p>Wall hung bidet One taphole</p> <p>THIS BIDET IS AVAILABLE IN: See Page p.28 - p.29</p>	  	<p>GS8865 Gloss White</p> <p>Matt Colours</p>	<p>419.00</p> <p>654.00</p>
			
<p>Pura 50</p> <p>Wall hung bidet One taphole</p> <p>THIS BIDET IS AVAILABLE IN: See Page p.28 - p.29</p>	  	<p>GS8864 Gloss White</p> <p>Matt Colours</p>	<p>394.00</p> <p>608.00</p>
			
<p>Pura 55</p> <p>Back to wall bidet One taphole</p> <p>THIS BIDET IS AVAILABLE IN: See Page p.28 - p.29</p>	  	<p>GS8872 Gloss White</p> <p>Matt Colours</p>	<p>421.00</p> <p>718.00</p>
			
<p>Pura 50</p> <p>Back to wall bidet One taphole</p> <p>THIS BIDET IS AVAILABLE IN:</p>	  	<p>GS8869 Gloss White</p>	<p>367.00</p>
			

Pura

Close coupled WC (Standard Cistern)

THIS WC IS AVAILABLE IN:



Product	Specification	Code	Price £
<p><i>Pura 68</i></p> <p>Close coupled</p> 			
CC Pan		GS8817	431.00
Cistern (Standard)		GS8681	163.00
Cistern fittings		GSBPCDF	112.00
Antibacterial wrap over soft close seat & cover		GSMS86CN	155.00
Antibacterial slim soft close seat & cover		GSMS86CSN	199.00


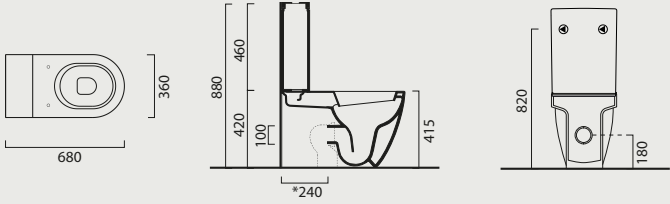


Pura

Close coupled WC (Shell Cistern anti-condensation)

THIS WC IS AVAILABLE IN:



Product	Specification	Code	Price £
<p>Pura 68</p> <p>Close coupled</p> 			
CC Pan		GS8817	431.00
Shell Cistern anti-condensation		GS8691	188.00
Anti-condensation Cistern fittings		GSBSCR	206.00
Antibacterial wrap over soft close seat & cover		GSMS86CN	155.00
Antibacterial slim soft close seat & cover		GSMS86CSN	199.00





*KUBE X BASIN
gloss white*

*KUBE X UNIT
special finish metal wood black*

*DESIGN TALL WALL CABINET
special finish metal wood black*

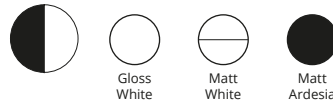
Kube X

Kube X emerged out of a contemporary trend to develop rectangular forms with pared down lines and slender edges. The shorter projections make Kube X washbasins perfect for small spaces and minimalist looks. From the larger sizes down to the smallest, the collection offers square washbasins with many installation options: wall hung, on a countertop or with Kube X furniture. The collection also includes elegant round and rectangular vanity basins.

Kube X WCs have an angular shape to complement the sharp lines of the washbasins. WCs feature the revolutionary Swirlflush® technology and a sleek rimless design to maximise hygiene and improve flush performance.

Kube X Collection

THESE ITEMS ARE AVAILABLE IN. See Page p.28 - p.29



THESE ITEMS ARE AVAILABLE IN. See Page p.28 - p.29



120×47
GS9425
p.222



120×47
GS9424
p.218



100×47
GS9423
p.214



80×47
GS9422
p.208



60×47
GS9431
p.200



50×47
GS9430
p.196



120×47
GS9452
p.220



100×47
GS9451
p.216



80×47
GS9456
p.210



80×47
GS9457
p.212



60×47
GS9438
p.202



60×47
GS9439
p.204



70×37
GS9455
p.206



60×37
GS9454
p.198



50×37
GS9447
p.194



45×35
GS9485
p.190



50×25
GS9486
Available LH, RH or
countertop
p.192



40×23
GS9484
Available LH, RH or
countertop
p.188





We recommend Viega
Cisterns, WC frames and
flush plates.



extraglaze antibacterial
Certified ISO 22196
99.99% antibacterial (Gloss White)



dualglaze



swirlflush®



quickrelease



softclose

60×37
GS9453
p.230



50×37
GS9429
p.230



60×37
GS9458
p.230



Ø45
GS9427
p.231



Ø32
GS9435
p.231



70×46
GS9437
p.232



58×40
GS9433
p.232



55×47
GS9434
p.232



60×37
GS8953
p.233



55×36/F
GS9415 - Pan
GS9465 - Bidet
p.234
p.235



50×36/F
GS9416 - Pan
GS9464 - Bidet
p.234
p.235



46×36/F
GS9418 - Pan
p.234



55×36/F
GS9410 - Pan
GS9462 - Bidet
p.234
p.235





KUBE X BASIN
gloss white

KUBE X UNIT
matt mid grey

KUBE X BASIN
gloss white

KUBE X UNIT
gloss blue metallic





KUBE X BASIN
gloss white

KUBE X UNIT
matt pebble

OPEN TALL WALL CABINET
matt pebble





KUBE X BASIN
gloss white

KUBE X UNIT
gloss white

KUBE X TALL WALL CABINET
gloss white

KUBE X WC
gloss white

KUBE X WC UNIT
gloss white

KUBE X BASIN
gloss white

KUBE X UNIT
sky blue





*KUBE X BASIN
gloss white*

*KUBE X UNIT
gloss white*

*KUBE X BASIN
gloss white*

*KUBE X UNIT
special finish
U998 ST38 shadow black*







KUBE X BASIN
gloss white

KUBE X UNIT
matt mid grey

KUBE X WALL CABINET
matt mid grey

KUBE X TALL WALL CABINET
matt mid grey



*KUBE X BASIN
gloss white*

*KUBE X UNIT
gloss mid grey*

*KUBE X BASIN
gloss white*

*KUBE X WC
gloss white*





KUBE X BASIN
gloss white

KUBE X UNIT
matt mid grey

KUBE X
WALL CABINET
matt mid grey

KUBE X BASIN
gloss white

KUBE X UNITS
mali wenge



KUBE X BASIN
gloss white

KUBE X UNITS
gloss blue metallic



KUBE X BASIN
gloss white



KUBE X WC
gloss white

KUBE X BIDET
gloss white





KUBE X BASIN
gloss white

KUBE X WC
gloss white

KUBE X BIDEET
gloss white

KUBE X BASIN
agave



KUBE X BASIN
gloss white



KUBE X UNDERMOUNT BASIN
gloss white



KUBE X BASINS
cenere



extraglazeantibacterial
For Gloss White
Certified ISO 22196
99.99% antibacterial (Gloss White)

Kube X

40 X 23

Washbasin

THIS BASIN IS AVAILABLE IN.

See Page **p.28 - p.29**



For matching colour wastes, see page **p.159**

GS9484

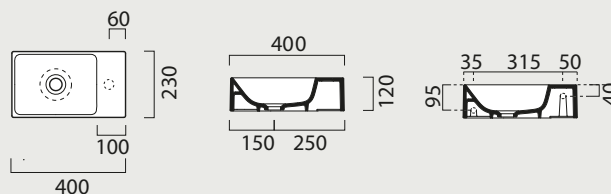
£224 Gloss White Matt Colours £362

Washbasin without overflow.

0-1 Tapholes.

Wall hung, furniture or countertop installation.

This basin is suitable for left hand or right hand installation (glazed all round).



Towel rail (optional) in chromed metal. £123

GSPAKUBEX40

Kube X Unit

1 Door unit Left or Right hand hinge

382 (w) x 225 (d) x 400 (h)



Wall storage units, WC units, bath panels and countertops for Kube X furniture range see page **p.224 - p.227**

*Basin is semi punched and stocked with 0 or 1 taphole. Where possible additional tapholes can be drilled at a cost of £25 each.

Kube X 40x23 Furniture Options



Kube X 1 Door Unit Colours

Gloss White	GK4023RGW GK4023LGW
--------------------	------------------------

Gloss Dark Grey	GK4023RGG GK4023LGG
------------------------	------------------------

Gloss Mid Grey	GK4023R.05 GK4023L.05
-----------------------	--------------------------

Matt Mid Grey	GK4023R.00 GK4023L.00
----------------------	--------------------------

Matt Pebble	GK4023R.02 GK4023L.02
--------------------	--------------------------

Matt Mink	GK4023R.01 GK4023L.01
------------------	--------------------------

Graphite Oak	GK4023R.03 GK4023L.03
---------------------	--------------------------

Pacific Walnut	GK4023R.04 GK4023L.04
-----------------------	--------------------------

All above finishes
£489.00

Standard Bespoke Colours for Kube X Furniture

Made to order 4-5 wks

Gloss Mink	GK4023RGI GK4023LGI
-------------------	------------------------

Made to order 4-5 wks

Mali Wenge	GK4023RWM GK4023LWM
-------------------	------------------------

Made to order 4-5 wks

Gloss Blue Metallic	GK4023RGU GK4023LGU
----------------------------	------------------------

Made to order 4-5 wks

Sand Oak	GK4023RWS GK4023LWS
-----------------	------------------------

All above finishes
£538.00

Over **130** additional colours available, please refer to furniture finish samples.
6-7 week lead time.

Kube X 1 Door unit £636.00




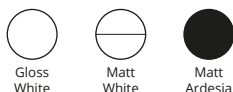
extraglazeantibacterial
For Gloss White
Certified ISO 22196
99.99% antibacterial (Gloss White)

Kube X 45 x 35

Washbasin

THIS BASIN IS AVAILABLE IN.

See Page **p.28 - p.29**



Matching colour wastes, see page **p.159**

GS9485

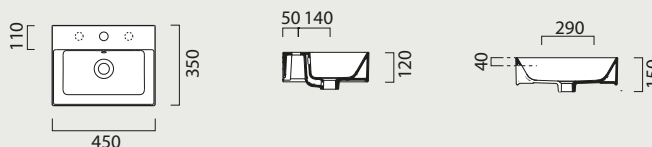
£283 Gloss White Matt Colours £433

Washbasin with overflow.

0-3 Tapholes.

Wall hung or furniture installation.

*Wall hung or built-in installation.



Towel rail (optional) in chromed metal. £124

GSPAKUBEX45

Kube X Unit

1 Door unit Left or Right hand hinge

410 (w) x 330 (d) x 400 (h)



Wall storage units, WC units, bath panels and
countertops for Kube X furniture range see
page **p.224 - p.227**

*Basin is semi punched and stocked with 0 or 1 taphole. Where possible additional tapholes can be drilled at a cost of £25 each.

Kube X 45x35 Furniture Options



Kube X 1 Door Unit Colours

Gloss White GK4535RGW
GK4535LGW

Gloss Dark Grey GK4535RGG
GK4535LGG

Gloss Mid Grey GK4535R.05
GK4535L.05

Matt Mid Grey GK4535R.00
GK4535L.00

Matt Pebble GK4535R.02
GK4535L.02

Matt Mink GK4535R.01
GK4535L.01

Graphite Oak GK4535R.03
GK4535L.03

Pacific Walnut GK4535R.04
GK4535L.04

All above finishes
£489.00

Standard Bespoke Colours for Kube X Furniture

Made to order 4-5 wks

Gloss Mink GK4535RGI
GK4535LGI

Made to order 4-5 wks

Mali Wenge GK4535RWM
GK4535LWM

Made to order 4-5 wks

Gloss Blue Metallic GK4535RGU
GK4535LGU

Made to order 4-5 wks

Sand Oak GK4535RWS
GK4535LWS

All above finishes
£538.00

Over **130** additional colours available, please refer to furniture finish samples.
6-7 week lead time.

Kube X 1 Door unit £636.00



extraglazeantibacterial
 For Gloss White
 Certified ISO 22196
 99.99% antibacterial (Gloss White)

Kube X 50 x 25

Washbasin

THIS BASIN IS AVAILABLE IN.

See Page **p.28 - p.29**



For matching colour wastes, see page **p.159**

GS9486

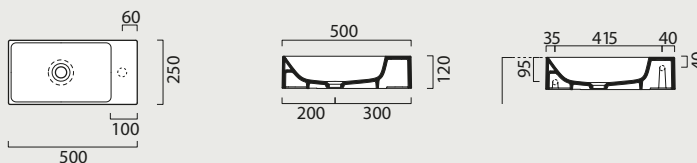
£268 Gloss White Matt Colours £431

Washbasin without overflow.

0-1 Tapholes.

Wall hung, furniture or countertop installation.

This basin is suitable for left hand or right hand installation (glazed all round).



Towel rail (optional) in chromed metal. £138

GSPAKUBEX50

Kube X Unit

1 Door unit Left or Right hand hinge

490 (w) x 245 (d) x 400 (h)



Wall storage units, WC units, bath panels and countertops for Kube X furniture range see page **p.224 - p.227**

*Basin is semi punched and stocked with 0 or 1 taphole. Where possible additional tapholes can be drilled at a cost of £25 each.

Kube X 50x25 Furniture Options



Kube X 1 Door Unit Colours

Gloss White	GK5025R.GW GK5025L.GW
Gloss Dark Grey	GK5025R.GG GK5025L.GG
Gloss Mid Grey	GK5025R.05 GK5025L.05
Matt Mid Grey	GK5025R.00 GK5025L.00
Matt Pebble	GK5025R.02 GK5025L.02
Matt Mink	GK5025R.01 GK5025L.01
Graphite Oak	GK5025R.03 GK5025L.03
Pacific Walnut	GK5025R.04 GK5025L.04
All above finishes £489.00	

Standard Bespoke Colours for Kube X Furniture

Made to order 4-5 wks

Gloss Mink	GK5025RGI GK5025LGI
Made to order 4-5 wks	
Mali Wenge	GK5025RWM GK5025LWM
Made to order 4-5 wks	
Gloss Blue Metallic	GK5025RGU GK5025LGU
Made to order 4-5 wks	
Sand Oak	GK5025RWS GK5025LWS
All above finishes 538.00	

Over **130** additional colours available, please refer to furniture finish samples.
6-7 week lead time.

Kube X 1 Door unit £636.00



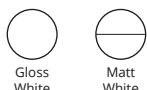
extraglazeantibacterial
Certified ISO 22196
99.99% antibacterial (Gloss White)

Kube X 50 x 37 Washbasin



THIS BASIN IS AVAILABLE IN.

See Page **p.28 - p.29**



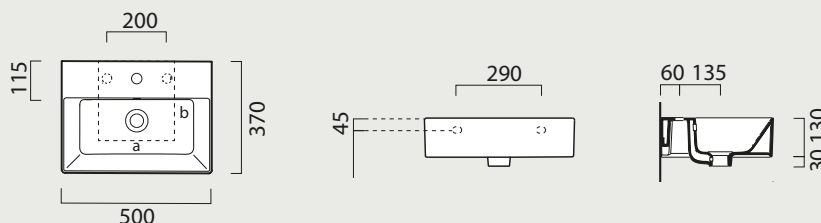
GS9447

£326 Gloss White Matt White £410

Washbasin with overflow.

0-3 Tapholes.

Wall hung or furniture installation.



Towel rail (optional) in chromed metal. £131

GSPASAND50

Kube X Unit

1 Drawer unit

460 (w) x 355 (d) x 400 (h)



Wall storage units, WC units, bath panels and countertops for Kube X furniture range see page **p.224 - p.227**

Kube X Unit

2 Drawer unit

460 (w) x 355 (d) x 550 (h)



Wall storage units, WC units and bath panels for Kube X furniture range see page **p.224 - p.227**

*Basin is semi punched and stocked with 0 or 1 taphole. Where possible additional tapholes can be drilled at a cost of £25 each.

Kube X 50x37 Furniture Options



Kube X 1DR Unit Colours

Kube X 2DR Unit Colours

Gloss White	GK50371DGW
Gloss Dark Grey	GK50371DGG
Gloss Mid Grey	GK50371D.05
Matt Mid Grey	GK50371D.00
Matt Pebble	GK50371D.02
Matt Mink	GK50371D.01
Graphite Oak	GK50371D.03
Pacific Walnut	GK50371D.04
All above finishes £659.00	

Gloss White	GK5037GW
Gloss Dark Grey	GK5037GG
Gloss Mid Grey	GK5037.05
Matt Mid Grey	GK5037.00
Matt Pebble	GK5037.02
Matt Mink	GK5037.01
Graphite Oak	GK5037.03
Pacific Walnut	GK5037.04
All above finishes £845.00	

Standard Bespoke Colours for Kube X Furniture

Made to order 4-5 wks

Gloss Mink	GK50371DGI
Made to order 4-5 wks	
Mali Wenge	GK50371DWM
Made to order 4-5 wks	
Gloss Blue Metallic	GK50371DGU
Made to order 4-5 wks	
Sand Oak	GK50371DWS
All above finishes £725.00	

Standard Bespoke Colours for Kube X Furniture

Made to order 4-5 wks

Gloss Mink	GK5037GI
Made to order 4-5 wks	
Mali Wenge	GK5037WM
Made to order 4-5 wks	
Gloss Blue Metallic	GK5037GU
Made to order 4-5 wks	
Sand Oak	GK5037WS
All above finishes £930.00	

Over **130** additional colours available, please refer to furniture finish samples.
6-7 week lead time.

Kube X 1DR unit £856.00

Kube X 2DR unit £1,099.00



extraglazeantibacterial
 For Gloss White
 Certified ISO 22196
 99.99% antibacterial (Gloss White)


Kube X

50 x 47

Washbasin

THIS BASIN IS AVAILABLE IN.

See Page **p.28 - p.29**



For matching colour wastes, see page **p.159**

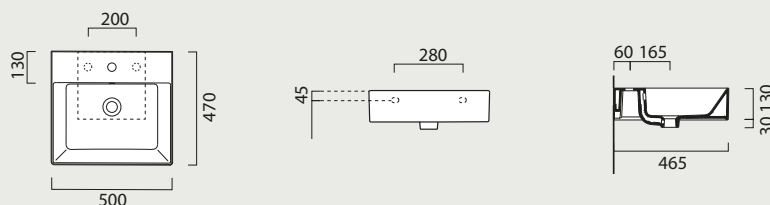
GS9430

£275 Gloss White Matt Colours £493

Washbasin with overflow.

0-3 Tapholes.

Wall hung or furniture installation.



Towel rail (optional) in chromed metal. £131

GSPASAND50

Kube X Unit

1 Drawer unit

460 (w) x 450 (d) x 400 (h)



Kube X Unit

2 Drawer unit

460 (w) x 450 (d) x 550 (h)



Wall storage units, WC units, bath panels and
 countertops for Kube X furniture range
 see page **p.224 - p.227**

Wall storage units, WC units, bath panels and
 countertops for Kube X furniture range
 see page **p.224 - p.227**

*Basin is semi punched and stocked with 0 or 1 taphole. Where possible additional tapholes can be drilled at a cost of £25 each.

Kube X 50x47 Furniture Options



Kube X 1DR Unit Colours



Kube X 2DR Unit Colours

Gloss White	GK50471DGW
Gloss Dark Grey	GK50471DGG
Gloss Mid Grey	GK50471D.05
Matt Mid Grey	GK50471D.00
Matt Pebble	GK50471D.02
Matt Mink	GK50471D.01
Graphite Oak	GK50471D.03
Pacific Walnut	GK50471D.04
All above finishes £640.00	

Gloss White	GK5047GW
Gloss Dark Grey	GK5047GG
Gloss Mid Grey	GK5047.05
Matt Mid Grey	GK5047.00
Matt Pebble	GK5047.02
Matt Mink	GK5047.01
Graphite Oak	GK5047.03
Pacific Walnut	GK5047.04
All above finishes £858.00	

Standard Bespoke Colours for Kube X Furniture

Made to order 4-5 wks

Gloss Mink	GK50471DGI
Mali Wenge	GK50471DWM
Gloss Blue Metallic	GK50471DGU
Sand Oak	GK50471DWS

All above finishes
£703.00

Standard Bespoke Colours for Kube X Furniture

Made to order 4-5 wks

Gloss Mink	GK5047GI
Mali Wenge	GK5047WM
Gloss Blue Metallic	GK5047GU
Sand Oak	GK5047WS

All above finishes
£943.00

Over **130** additional colours available, please refer to furniture finish samples.
6-7 week lead time.

Kube X 1DR unit £831.00

Kube X 2DR unit £1,115.00



extraglazeantibacterial
Certified ISO 22196
99.99% antibacterial (Gloss White)

Kube X 60 x 37 Washbasin



THIS BASIN IS AVAILABLE IN.

See Page **p.28 - p.29**



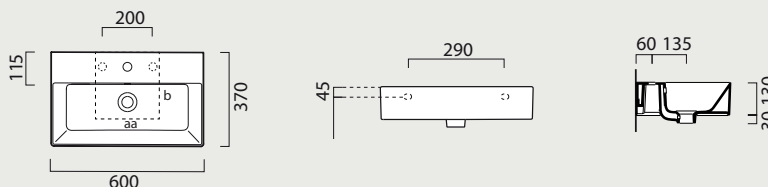
GS9454

£354 Gloss White Matt White £445

Washbasin with overflow.

0-3 Tapholes.

Wall hung or furniture installation.



Towel rail (optional) in chromed metal. £160

GSPASAND60

Kube X Unit

1 Drawer unit

560 (w) x 355 (d) x 400 (h)



Kube X Unit

2 Drawer unit

560 (w) x 355 (d) x 550 (h)



Wall storage units, WC units, bath panels and
countertops for Kube X furniture range see page
p.224 - p.227

Wall storage units, WC units, bath panels and
countertops for Kube X furniture range
see page **p.224 - p.227**

*Basin is semi punched and stocked with 0 or 1 taphole. Where possible additional tapholes can be drilled at a cost of £25 each.

Kube X 60x37 Furniture Options



Kube X 1DR Unit Colours

Kube X 2DR Unit Colours

Gloss White	GK60371DGW
Gloss Dark Grey	GK60371DGG
Gloss Mid Grey	GK60371D.05
Matt Mid Grey	GK60371D.00
Matt Pebble	GK60371D.02
Matt Mink	GK60371D.01
Graphite Oak	GK60371D.03
Pacific Walnut	GK60371D.04
All above finishes £700.00	

Gloss White	GK6037GW
Gloss Dark Grey	GK6037GG
Gloss Mid Grey	GK6037.05
Matt Mid Grey	GK6037.00
Matt Pebble	GK6037.02
Matt Mink	GK6037.01
Graphite Oak	GK6037.03
Pacific Walnut	GK6037.04
All above finishes £887.00	

*Standard Bespoke Colours
for Kube X Furniture*

Made to order 4-5 wks

Gloss Mink	GK60371DGI
Mali Wenge	GK60371DWM
Gloss Blue Metallic	GK60371DGU
Sand Oak	GK60371DWS
All above finishes £770.00	

*Standard Bespoke Colours
for Kube X Furniture*

Made to order 4-5 wks

Gloss Mink	GK6037GI
Mali Wenge	GK6037WM
Gloss Blue Metallic	GK6037GU
Sand Oak	GK6037WS
All above finishes £976.00	

Over **130** additional colours available, please refer to furniture finish samples.
6-7 week lead time.

Kube X 1DR unit £910.00

Kube X 2DR unit £1,153.00



extraglazeantibacterial
For Gloss White
Certified ISO 22196
99.99% antibacterial (Gloss White)


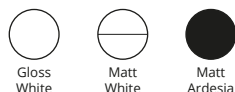
Kube X

60 x 47

Washbasin

THIS BASIN IS AVAILABLE IN.

See Page **p.28 - p.29**



For matching colour wastes, see page **p.159**

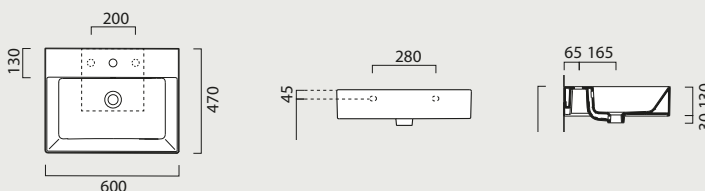
GS9431

£334 Gloss White Matt Colours £510

Washbasin with overflow.

0-3 Tapholes.

Wall hung or furniture installation.



Towel rail (optional) in chromed metal. £160

GSPASAND60

Kube X Unit

1 Drawer unit

560 (w) x 450 (d) x 400 (h)



Kube X Unit

2 Drawer unit

560 (w) x 450 (d) x 550 (h)



Wall storage units, WC units, bath panels and countertops for Kube X furniture range see page **p.224 - p.227**

Wall storage units, WC units, bath panels and countertops for Kube X furniture range see page **p.224 - p.227**

*Basin is semi punched and stocked with 0 or 1 taphole. Where possible additional tapholes can be drilled at a cost of £25 each.

Kube X 60x47 Furniture Options



Kube X 1DR Unit Colours

Kube X 2DR Unit Colours

Gloss White	GK60471DGW
Gloss Dark Grey	GK60471DGG
Gloss Mid Grey	GK60471D.05
Matt Mid Grey	GK60471D.00
Matt Pebble	GK60471D.02
Matt Mink	GK60471D.01
Graphite Oak	GK60471D.03
Pacific Walnut	GK60471D.04
All above finishes £687.00	

Gloss White	GK6047GW
Gloss Dark Grey	GK6047GG
Gloss Mid Grey	GK6047.05
Matt Mid Grey	GK6047.00
Matt Pebble	GK6047.02
Matt Mink	GK6047.01
Graphite Oak	GK6047.03
Pacific Walnut	GK6047.04
All above finishes £901.00	

Standard Bespoke Colours for Kube X Furniture

Made to order 4-5 wks

Gloss Mink	GK60471DGI
Mali Wenge	GK60471DWM
Gloss Blue Metallic	GK60471DGU
Sand Oak	GK60471DWS
All above finishes £756.00	

Standard Bespoke Colours for Kube X Furniture

Made to order 4-5 wks

Gloss Mink	GK6047GI
Mali Wenge	GK6047WM
Gloss Blue Metallic	GK6047GU
Sand Oak	GK6047WS
All above finishes £991.00	

Over **130** additional colours available, please refer to furniture finish samples.
6-7 week lead time.

Kube X 1DR unit £894.00

Kube X 2DR unit £1,171.00




extraglazeantibacterial
 For Gloss White
 Certified ISO 22196
 99.99% antibacterial (Gloss White)

Kube X

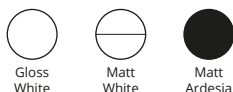
60 X 47 RH Ledge

Washbasin



THIS BASIN IS AVAILABLE IN.

See Page **p.28 - p.29**



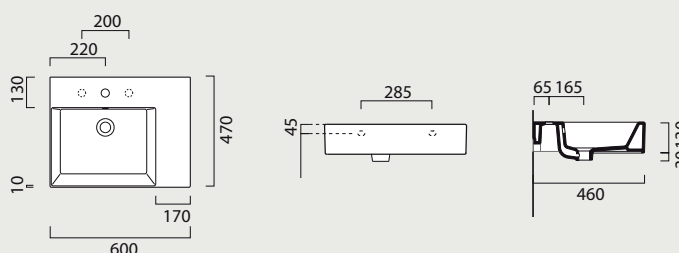
GS9438

£334 Gloss White Matt Colours £534

Washbasin with overflow.

0-3 Tapholes.

Wall hung or furniture installation.



Towel rail (optional) in chromed metal. £160

GSPASAND60

Kube X Unit

1 Drawer unit

560 (w) x 450 (d) x 400 (h)



Kube X Unit

2 Drawer unit

560 (w) x 450 (d) x 550 (h)



Wall storage units, WC units, bath panels and countertops for Kube X furniture range see page **p.224 - p.227**

Wall storage units, WC units, bath panels and countertops for Kube X furniture range see page **p.224 - p.227**

*Basin is semi punched and stocked with 0 or 1 taphole. Where possible additional tapholes can be drilled at a cost of £25 each.

Kube X 60x47 Furniture Options



Kube X 1DR Unit Colours



Kube X 2DR Unit Colours

Gloss White	GK60471DGW
Gloss Dark Grey	GK60471DGG
Gloss Mid Grey	GK60471D.05
Matt Mid Grey	GK60471D.00
Matt Pebble	GK60471D.02
Matt Mink	GK60471D.01
Graphite Oak	GK60471D.03
Pacific Walnut	GK60471D.04
All above finishes £687.00	

Gloss White	GK6047RGW
Gloss Dark Grey	GK6047RGG
Gloss Mid Grey	GK6047R.05
Matt Mid Grey	GK6047R.00
Matt Pebble	GK6047R.02
Matt Mink	GK6047R.01
Graphite Oak	GK6047R.03
Pacific Walnut	GK6047R.04
All above finishes £901.00	

Standard Bespoke Colours for Kube X Furniture

Made to order 4-5 wks

Gloss Mink	GK60471DGI
Mali Wenge	GK60471DWM
Gloss Blue Metallic	GK60471DGU
Sand Oak	GK60471DWS
All above finishes £756.00	

Standard Bespoke Colours for Kube X Furniture

Made to order 4-5 wks

Gloss Mink	GK6047RGI
Mali Wenge	GK6047RWM
Gloss Blue Metallic	GK6047RGU
Sand Oak	GK6047RWS
All above finishes £991.00	

Over **130** additional colours available, please refer to furniture finish samples.
6-7 week lead time.

Kube X 1DR unit £894.00

Kube X 2DR unit £1,171.00




extraglazeantibacterial
For Gloss White
Certified ISO 22196
99.99% antibacterial (Gloss White)

Kube X

60 X 47 LH Ledge

Washbasin



THIS BASIN IS AVAILABLE IN.

See Page **p.28 - p.29**



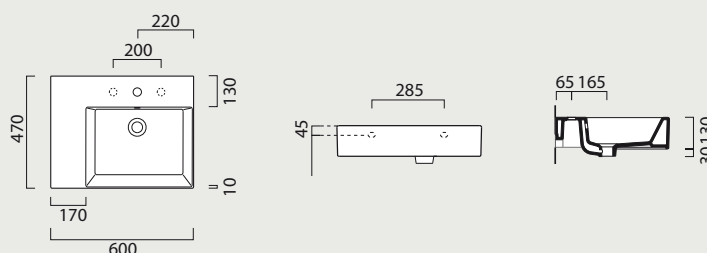
GS9439

£334 Gloss White Matt Colours £534

Washbasin with overflow.

0-3 Tapholes.

Wall hung or furniture installation.



Towel rail (optional) in chromed metal. £160

GSPASAND60

Kube X Unit

1 Drawer unit

560 (w) x 450 (d) x 400 (h)



Kube X Unit

2 Drawer unit

560 (w) x 450 (d) x 550 (h)



Wall storage units, WC units, bath panels and countertops for Kube X furniture range see page **p.224 - p.227**

Wall storage units, WC units, bath panels and countertops for Kube X furniture range see page **p.224 - p.227**

*Basin is semi punched and stocked with 0 or 1 taphole. Where possible additional tapholes can be drilled at a cost of £25 each.

Kube X 60x47 Furniture Options



Kube X 1DR Unit Colours



Kube X 2DR Unit Colours

Gloss White	GK60471DGW
Gloss Dark Grey	GK60471DGG
Gloss Mid Grey	GK60471D.05
Matt Mid Grey	GK60471D.00
Matt Pebble	GK60471D.02
Matt Mink	GK60471D.01
Graphite Oak	GK60471D.03
Pacific Walnut	GK60471D.04
All above finishes £687.00	

Gloss White	GK6047LGW
Gloss Dark Grey	GK6047LGG
Gloss Mid Grey	GK6047L.05
Matt Mid Grey	GK6047L.00
Matt Pebble	GK6047L.02
Matt Mink	GK6047L.01
Graphite Oak	GK6047L.03
Pacific Walnut	GK6047L.04
All above finishes £901.00	

Standard Bespoke Colours for Kube X Furniture

Made to order 4-5 wks

Gloss Mink	GK60471DGI
Mali Wenge	GK60471DWM
Gloss Blue Metallic	GK60471DGU
Sand Oak	GK60471DWS
All above finishes £756.00	

Standard Bespoke Colours for Kube X Furniture

Made to order 4-5 wks

Gloss Mink	GK6047LGI
Mali Wenge	GK6047LWM
Gloss Blue Metallic	GK6047LGU
Sand Oak	GK6047LWS
All above finishes £991.00	

Over **130** additional colours available, please refer to furniture finish samples.
6-7 week lead time.

Kube X 1DR unit £894.00

Kube X 2DR unit £1,171.00



extraglazeantibacterial
Certified ISO 22196
99.99% antibacterial (Gloss White)

Kube X

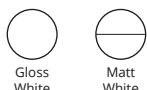
70 x 37

Washbasin



THIS BASIN IS AVAILABLE IN.

See Page **p.28 - p.29**



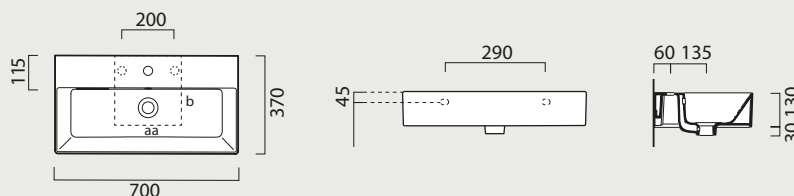
GS9455

£395 Gloss White Matt White £469

Washbasin with overflow.

0-3 Tapholes.

Wall hung or furniture installation.



Towel rail (optional) in chromed metal. £167

GSPASAND70

Kube X Unit

1 Drawer unit

660 (w) x 355 (d) x 400 (h)



Wall storage units, WC units, bath panels and countertops for Kube X furniture range see page **p.224 - p.227**

Kube X Unit

2 Drawer unit

660 (w) x 355 (d) x 550 (h)



Wall storage units, WC units, bath panels and countertops for Kube X furniture range see page **p.224 - p.227**

*Basin is semi punched and stocked with 0 or 1 taphole. Where possible additional tapholes can be drilled at a cost of £25 each.

Kube X 70x37 Furniture Options



Kube X 1DR Unit Colours

Kube X 2DR Unit Colours

Gloss White	GK70371DGW
Gloss Dark Grey	GK70371DGG
Gloss Mid Grey	GK70371D.05
Matt Mid Grey	GK70371D.00
Matt Pebble	GK70371D.02
Matt Mink	GK60371D.01
Graphite Oak	GK70371D.03
Pacific Walnut	GK70371D.04
All above finishes £742.00	

Gloss White	GK7037GW
Gloss Dark Grey	GK7037GG
Gloss Mid Grey	GK7037.05
Matt Mid Grey	GK7037.00
Matt Pebble	GK7037.02
Matt Mink	GK7037.01
Graphite Oak	GK7037.03
Pacific Walnut	GK7037.04
All above finishes £916.00	

*Standard Bespoke Colours
for Kube X Furniture*

Made to order 4-5 wks

Gloss Mink	GK70371DGI
<i>Made to order 4-5 wks</i>	
Mali Wenge	GK70371DWM
<i>Made to order 4-5 wks</i>	
Gloss Blue Metallic	GK70371DGU
<i>Made to order 4-5 wks</i>	
Sand Oak	GK70371DWS
All above finishes £816.00	

*Standard Bespoke Colours
for Kube X Furniture*

Made to order 4-5 wks

Gloss Mink	GK7037GI
<i>Made to order 4-5 wks</i>	
Mali Wenge	GK7037WM
<i>Made to order 4-5 wks</i>	
Gloss Blue Metallic	GK7037GU
<i>Made to order 4-5 wks</i>	
Sand Oak	GK7037WS
All above finishes £1,007.00	

Over **130** additional colours available, please refer to furniture finish samples.
6-7 week lead time.

Kube X 1DR unit £964.00

Kube X 2DR unit £1,190.00



extraglazeantibacterial
Certified ISO 22196
99.99% antibacterial (Gloss White)

Kube X

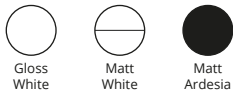
80 x 47

Washbasin



THIS BASIN IS AVAILABLE IN.

See Page **p.28 - p.29**



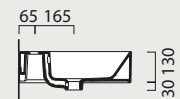
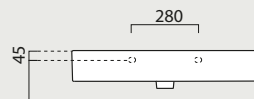
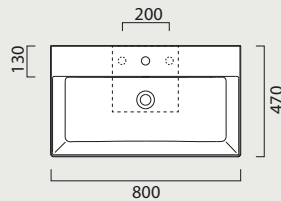
GS9422

£516 Gloss White Matt Colours £678

Washbasin with overflow.

0-3 Tapholes.

Wall hung or furniture installation.



Towel rail (optional) in *chromed metal*. £174

GSPASAND80

Kube X Unit

1 Drawer unit

760 (w) x 450 (d) x 400 (h)



Kube X Unit

2 Drawer unit

760 (w) x 450 (d) x 550 (h)



Wall storage units, WC units, bath panels and countertops for Kube X furniture range see page **p.224 - p.227**

Wall storage units, WC units, bath panels and countertops for Kube X furniture range see page **p.224 - p.227**

*Basin is semi punched and stocked with 0 or 1 taphole. Where possible additional tapholes can be drilled at a cost of £25 each.

Kube X 80x47 Furniture Options



Kube X 1DR Unit Colours

Kube X 2DR Unit Colours

Gloss White	GK80471DGW
Gloss Dark Grey	GK80471DGG
Gloss Mid Grey	GK80471D.05
Matt Mid Grey	GK80471D.00
Matt Pebble	GK80471D.02
Matt Mink	GK80471D.01
Graphite Oak	GK80471D.03
Pacific Walnut	GK80471D.04
All above finishes £739.00	

Gloss White	GK8047GW
Gloss Dark Grey	GK8047GG
Gloss Mid Grey	GK8047.05
Matt Mid Grey	GK8047.00
Matt Pebble	GK8047.02
Matt Mink	GK8047.01
Graphite Oak	GK8047.03
Pacific Walnut	GK8047.04
All above finishes £968.00	

Standard Bespoke Colours for Kube X Furniture

Made to order 4-5 wks

Gloss Mink	GK80471DGI
Mali Wenge	GK80471DWM
Gloss Blue Metallic	GK80471DGU
Sand Oak	GK80471DWS
All above finishes £813.00	

Standard Bespoke Colours for Kube X Furniture

Made to order 4-5 wks

Gloss Mink	GK8047GI
Mali Wenge	GK8047WM
Gloss Blue Metallic	GK8047GU
Sand Oak	GK8047WS
All above finishes £1,065.00	

Over **130** additional colours available, please refer to furniture finish samples.
6-7 week lead time.

Kube X 1DR unit £960.00

Kube X 2DR unit £1,258.00




extraglazeantibacterial
Certified ISO 22196
99.99% antibacterial (Gloss White)

Kube X

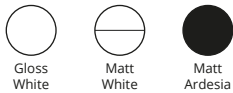
80 X 47 RH Ledge

Washbasin



THIS BASIN IS AVAILABLE IN.

See Page **p.28 - p.29**



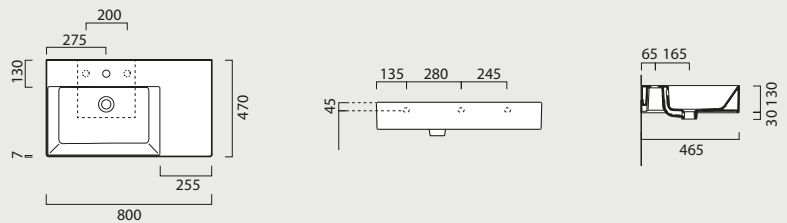
GS9456

£493 Gloss White Matt Colours £690

Washbasin with overflow.

0-3 Tapholes.

Wall hung or furniture installation.



Towel rail (optional) in *chromed metal*. £174

GSPASAND80

Kube X Unit

1 Drawer unit

760 (w) x 450 (d) x 400 (h)



Kube X Unit

2 Drawer unit

760 (w) x 450 (d) x 550 (h)



Wall storage units, WC units, bath panels and countertops for Kube X furniture range see page **p.224 - p.227**

Wall storage units, WC units, bath panels and countertops for Kube X furniture range see page **p.224 - p.227**

*Basin is semi punched and stocked with 0 or 1 taphole. Where possible additional tapholes can be drilled at a cost of £25 each.

Kube X 80x47 Furniture Options



Kube X 1DR Unit Colours

Kube X 2DR Unit Colours

Gloss White	GK80471DGW
Gloss Dark Grey	GK80471DGG
Gloss Mid Grey	GK80471D.05
Matt Mid Grey	GK80471D.00
Matt Pebble	GK80471D.02
Matt Mink	GK80471D.01
Graphite Oak	GK80471D.03
Pacific Walnut	GK80471D.04
All above finishes £739.00	

Gloss White	GK8047RGW
Gloss Dark Grey	GK8047RGG
Gloss Mid Grey	GK8047R.05
Matt Mid Grey	GK8047R.00
Matt Pebble	GK8047R.02
Matt Mink	GK8047R.01
Graphite Oak	GK8047R.03
Pacific Walnut	GK8047R.04
All above finishes £968.00	

Standard Bespoke Colours for Kube X Furniture

Made to order 4-5 wks

Gloss Mink	GK80471DGI
Mali Wenge	GK80471DWM
Gloss Blue Metallic	GK80471DGU
Sand Oak	GK80471DWS
All above finishes £813.00	

Standard Bespoke Colours for Kube X Furniture

Made to order 4-5 wks

Gloss Mink	GK8047RGI
Mali Wenge	GK8047RWM
Gloss Blue Metallic	GK8047RGU
Sand Oak	GK8047RWS
All above finishes £1,065.00	

Over **130** additional colours available, please refer to furniture finish samples.
6-7 week lead time.

Kube X 1DR unit £960.00

Kube X 2DR unit £1,258.00




extraglazeantibacterial
Certified ISO 22196
99.99% antibacterial (Gloss White)

Kube X

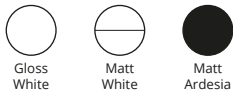
80 X 47 LH Ledge

Washbasin



THIS BASIN IS AVAILABLE IN.

See Page **p.28 - p.29**



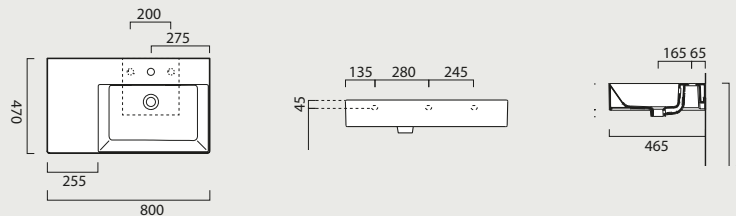
GS9457

£493 Gloss White Matt Colours £690

Washbasin with overflow.

0-3 Tapholes.

Wall hung or furniture installation.



Towel rail (optional) in *chromed metal*. £174

GSPASAND80

Kube X Unit

1 Drawer unit

760 (w) x 450 (d) x 400 (h)



Kube X Unit

2 Drawer unit

760 (w) x 450 (d) x 550 (h)



Wall storage units, WC units, bath panels and countertops for Kube X furniture range see page **p.224 - p.227**

Wall storage units, WC units, bath panels and countertops for Kube X furniture range see page **p.224 - p.227**

*Basin is semi punched and stocked with 0 or 1 taphole. Where possible additional tapholes can be drilled at a cost of £25 each.

Kube X 80x47 Furniture Options



Kube X 1DR Unit Colours

Kube X 2DR Unit Colours

Gloss White	GK80471DGW
Gloss Dark Grey	GK80471DGG
Gloss Mid Grey	GK80471D.05
Matt Mid Grey	GK80471D.00
Matt Pebble	GK80471D.02
Matt Mink	GK80471D.01
Graphite Oak	GK80471D.03
Pacific Walnut	GK80471D.04
All above finishes £739.00	

Gloss White	GK8047LGW
Gloss Dark Grey	GK8047LGG
Gloss Mid Grey	GK8047L.05
Matt Mid Grey	GK8047L.00
Matt Pebble	GK8047L.02
Matt Mink	GK8047L.01
Graphite Oak	GK8047L.03
Pacific Walnut	GK8047L.04
All above finishes £968.00	

Standard Bespoke Colours for Kube X Furniture

Made to order 4-5 wks

Gloss Mink	GK80471DGI
Mali Wenge	GK80471DWM
Gloss Blue Metallic	GK80471DGU
Sand Oak	GK80471DWS
All above finishes £813.00	

Standard Bespoke Colours for Kube X Furniture

Made to order 4-5 wks

Gloss Mink	GK8047LGI
Mali Wenge	GK8047LWM
Gloss Blue Metallic	GK8047LGU
Sand Oak	GK8047LWS
All above finishes £1,065.00	

Over **130** additional colours available, please refer to furniture finish samples.
6-7 week lead time.

Kube X 1DR unit £960.00

Kube X 2DR unit £1,258.00




extraglazeantibacterial
 Certified ISO 22196
 99.99% antibacterial (Gloss White)

Kube X

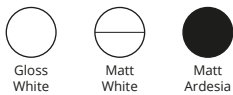
100 x 47

Washbasin



THIS BASIN IS AVAILABLE IN.

See Page **p.28 - p.29**



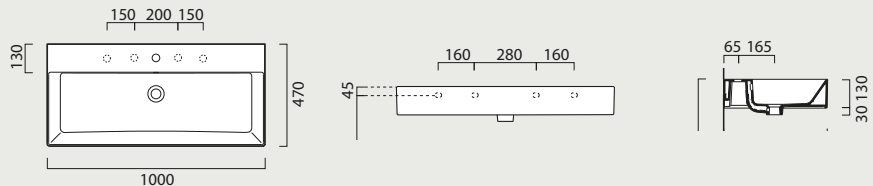
GS9423

£624 Gloss White Matt Colours £724

Washbasin with overflow.

0-5 Tapholes.

Wall hung or furniture installation.



Towel rail (optional) in chromed metal. £203

GSPASAND100

Kube X Unit

1 Drawer unit

960 (w) x 450 (d) x 400 (h)



Kube X Unit

2 Drawer unit

960 (w) x 450 (d) x 550 (h)



Wall storage units, WC units, bath panels and countertops for Kube X furniture range see page **p.224 - p.227**

Wall storage units, WC units, bath panels and countertops for Kube X furniture range see page **p.224 - p.227**

*Basin is semi punched and stocked with 0 or 1 taphole. Where possible additional tapholes can be drilled at a cost of £25 each.

Kube X 100x47 Furniture Options



Kube X 1DR Unit Colours

Kube X 2DR Unit Colours

Gloss White	GK100471DGW
Gloss Dark Grey	GK100471DGG
Gloss Mid Grey	GK100471D.05
Matt Mid Grey	GK100471D.00
Matt Pebble	GK100471D.02
Matt Mink	GK100471D.01
Graphite Oak	GK100471D.03
Pacific Walnut	GK100471D.04
All above finishes £766.00	

Gloss White	GK10047GW
Gloss Dark Grey	GK10047GG
Gloss Mid Grey	GK10047.05
Matt Mid Grey	GK10047.00
Matt Pebble	GK10047.02
Matt Mink	GK10047.01
Graphite Oak	GK10047.03
Pacific Walnut	GK10047.04
All above finishes £1,044.00	

Standard Bespoke Colours for Kube X Furniture

Made to order 4-5 wks

Gloss Mink	GK100471DGI
Mali Wenge	GK100471DWM
Gloss Blue Metallic	GK100471DGU
Sand Oak	GK100471DWS
All above finishes £843.00	

Standard Bespoke Colours for Kube X Furniture

Made to order 4-5 wks

Gloss Mink	GK10047GI
Mali Wenge	GK10047WM
Gloss Blue Metallic	GK10047GU
Sand Oak	GK10047WS
All above finishes £1,148.00	

Over **130** additional colours available, please refer to furniture finish samples.
6-7 week lead time.

Kube X 1DR unit £996.00

Kube X 2DR unit £1,357.00



extraglazeantibacterial
Certified ISO 22196
99.99% antibacterial (Gloss White)

Kube X 100 x 47 Washbasin



THIS BASIN IS AVAILABLE IN.

See Page **p.28 - p.29**



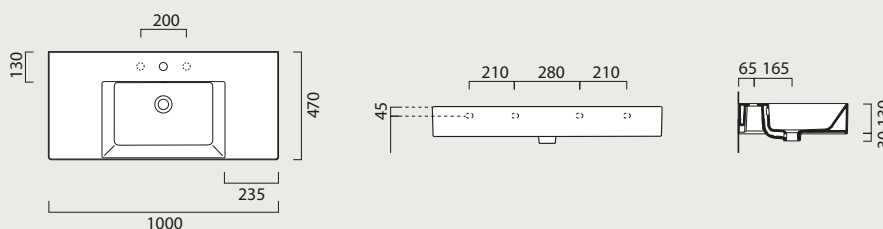
GS9451

£581 Gloss White Matt White £795

Washbasin with overflow.

0-3 Tapholes.

Wall hung or furniture installation.



Towel rail (optional) in chromed metal. £203

GSPASAND100

Kube X Unit

1 Drawer unit

960 (w) x 450 (d) x 400 (h)



Kube X Unit

2 Drawer unit

960 (w) x 450 (d) x 550 (h)



Wall storage units, WC units, bath panels and
countertops for Kube X furniture range see
page **p.224 - p.227**

Wall storage units, WC units, bath panels and
countertops for Kube X furniture range see
page **p.224 - p.227**

*Basin is semi punched and stocked with 0 or 1 taphole. Where possible additional tapholes can be drilled at a cost of £25 each.

Kube X 100x47 Furniture Options



Kube X 1DR Unit Colours

Kube X 2DR Unit Colours

Gloss White	GK100471DGW
Gloss Dark Grey	GK100471DGG
Gloss Mid Grey	GK100471D.05
Matt Mid Grey	GK100471D.00
Matt Pebble	GK100471D.02
Matt Mink	GK100471D.01
Graphite Oak	GK100471D.03
Pacific Walnut	GK100471D.04
All above finishes £766.00	

Gloss White	GK10047GW
Gloss Dark Grey	GK10047GG
Gloss Mid Grey	GK10047.05
Matt Mid Grey	GK10047.00
Matt Pebble	GK10047.02
Matt Mink	GK10047.01
Graphite Oak	GK10047.03
Pacific Walnut	GK10047.04
All above finishes £1,044.00	

Standard Bespoke Colours for Kube X Furniture

Made to order 4-5 wks

Gloss Mink	GK100471DGI
Mali Wenge	GK100471DWM
Gloss Blue Metallic	GK100471DGU
Sand Oak	GK100471DWS
All above finishes £843.00	

Standard Bespoke Colours for Kube X Furniture

Made to order 4-5 wks

Gloss Mink	GK10047GI
Mali Wenge	GK10047WM
Gloss Blue Metallic	GK10047GU
Sand Oak	GK10047WS
All above finishes £1,148.00	

Over **130** additional colours available, please refer to furniture finish samples.
6-7 week lead time.

Kube X 1DR unit £996.00

Kube X 2DR unit £1,357.00



extraglazeantibacterial
Certified ISO 22196
99.99% antibacterial (Gloss White)

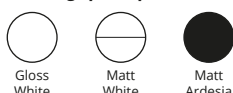
Kube X

120 x 47

Washbasin

THIS BASIN IS AVAILABLE IN.

See Page **p.28 - p.29**



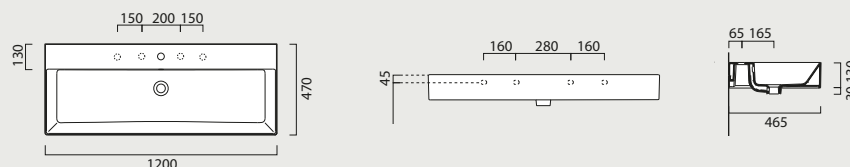
GS9424

£725 Gloss White Matt Colours £960

Washbasin with overflow.

0-5 Tapholes.

Wall hung or furniture installation.



Towel rail (optional) in chromed metal. £247

GSPASAND120

Kube X Unit

1 Drawer unit

1160 (w) x 450 (d) x 400 (h)



Kube X Unit

2 Drawer unit

1160 (w) x 450 (d) x 550 (h)



Wall storage units, WC units, bath panels and
countertops for Kube X furniture range see page
p.224 - p.227

Wall storage units, WC units, bath panels and
countertops for Kube X furniture range see page
p.224 - p.227

*Basin is semi punched and stocked with 0 or 1 taphole. Where possible additional tapholes can be drilled at a cost of £25 each.

Kube X 120x47 Furniture Options



Kube X 1DR Unit Colours

Kube X 2DR Unit Colours

Gloss White	GK120471DGW
Gloss Dark Grey	GK120471DGG
Gloss Mid Grey	GK120471D.05
Matt Mid Grey	GK120471D.00
Matt Pebble	GK120471D.02
Matt Mink	GK120471D.01
Graphite Oak	GK120471D.03
Pacific Walnut	GK120471D.04
All above finishes £999.00	

Gloss White	GK12047GW
Gloss Dark Grey	GK12047GG
Gloss Mid Grey	GK12047.05
Matt Mid Grey	GK12047.00
Matt Pebble	GK12047.02
Matt Mink	GK12047.01
Graphite Oak	GK12047.03
Pacific Walnut	GK12047.04
All above finishes £1,334.00	

Standard Bespoke Colours for Kube X Furniture

Made to order 4-5 wks

Gloss Mink	GK120471DGI
Mali Wenge	GK120471DWM
Gloss Blue Metallic	GK120471DGU
Sand Oak	GK120471DWS

All above finishes
£1,099.00

Standard Bespoke Colours for Kube X Furniture

Made to order 4-5 wks

Gloss Mink	GK12047GI
Mali Wenge	GK12047WM
Gloss Blue Metallic	GK12047GU
Sand Oak	GK12047WS

All above finishes
£1,468.00

Over **130** additional colours available, please refer to furniture finish samples.
6-7 week lead time.

Kube X 1DR unit £1,298.00

Kube X 2DR unit £1,734.00



extraglazeantibacterial
Certified ISO 22196
99.99% antibacterial (Gloss White)

Kube X 120 x 47 Washbasin



THIS BASIN IS AVAILABLE IN.

See Page **p.28 - p.29**



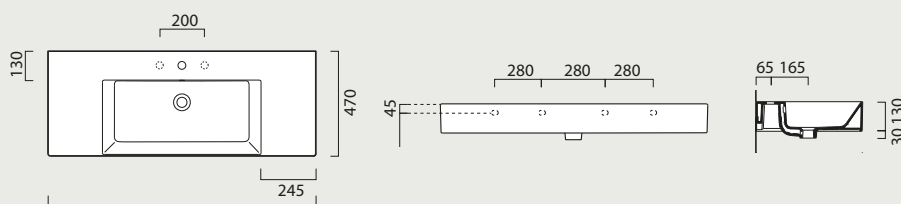
GS9452

£799 Gloss White Matt White £1,113

Washbasin with overflow.

0-3 Tapholes.

Wall hung or furniture installation.



Towel rail (optional) in chromed metal. £247

GSPASAND120

Kube X Unit

1 Drawer unit

1160 (w) x 450 (d) x 400 (h)



Kube X Unit

2 Drawer unit

1160 (w) x 450 (d) x 550 (h)



Wall storage units, WC units, bath panels and
countertops for Kube X furniture range see page
p.224 - p.227

Wall storage units, WC units, bath panels and
countertops for Kube X furniture range see page
p.224 - p.227

*Basin is semi punched and stocked with 0 or 1 taphole. Where possible additional tapholes can be drilled at a cost of £25 each.

Kube X 120x47 Furniture Options



Kube X 1DR Unit Colours

Kube X 2DR Unit Colours

Gloss White	GK120471DGW
Gloss Dark Grey	GK120471DGG
Gloss Mid Grey	GK120471D.05
Matt Mid Grey	GK120471D.00
Matt Pebble	GK50471D.02
Matt Mink	GK120471D.01
Graphite Oak	GK120471D.03
Pacific Walnut	GK120471D.04
All above finishes £999.00	

Gloss White	GK12047GW
Gloss Dark Grey	GK12047GG
Gloss Mid Grey	GK12047.05
Matt Mid Grey	GK12047.00
Matt Pebble	GK12047.02
Matt Mink	GK12047.01
Graphite Oak	GK12047.03
Pacific Walnut	GK12047.04
All above finishes £1,334.00	

Standard Bespoke Colours for Kube X Furniture

Made to order 4-5 wks

Gloss Mink	GK120471DGI
Mali Wenge	GK120471DWM
Gloss Blue Metallic	GK120471DGU
Sand Oak	GK120471DWS

All above finishes
£1,099.00

Standard Bespoke Colours for Kube X Furniture

Made to order 4-5 wks

Gloss Mink	GK12047GI
Mali Wenge	GK12047WM
Gloss Blue Metallic	GK12047GU
Sand Oak	GK12047WS

All above finishes
£1,468.00

Over **130** additional colours available, please refer to furniture finish samples.
6-7 week lead time.

Kube X 1DR unit £1,298.00

Kube X 2DR unit £1,734.00



extraglazeantibacterial
Certified ISO 22196
99.99% antibacterial (Gloss White)

Kube X 120 x 47 Washbasin



THIS BASIN IS AVAILABLE IN.

See Page **p.28 - p.29**



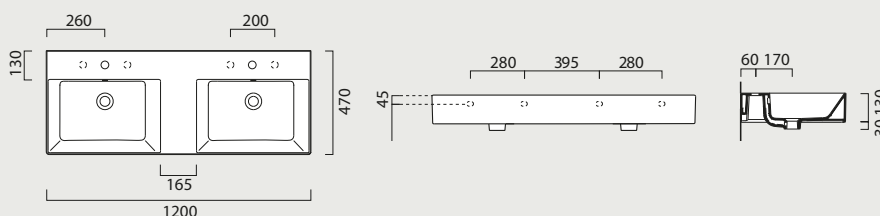
GS9425

£871 Gloss White Matt White £1,297

Washbasin with overflow.

0-3 Tapholes per basin.

Wall hung or furniture installation.



Towel rail (optional) in chromed metal. £247

GSPASAND120

Kube X Unit

2 Drawer unit

1160 (w) x 450 (d) x 550 (h)



Wall storage units, WC units, bath panels and
countertops for Kube X furniture range see page
p.224 - p.227

Kube X Unit

4 Drawer unit

1160 (w) x 450 (d) x 550 (h)



Wall storage units, WC units, bath panels and
countertops for Kube X furniture range see page
p.224 - p.227

*Basin is semi punched and stocked with 0 or 1 taphole. Where possible additional tapholes can be drilled at a cost of £25 each.

Kube X 120x47 Furniture Options



Kube X 2DR Unit Colours



Kube X 4DR Unit Colours

Gloss White	GK120472DGW
Gloss Dark Grey	GK120472DGG
Gloss Mid Grey	GK120472D.05
Matt Mid Grey	GK120472D.00
Matt Pebble	GK120472D.02
Matt Mink	GK120472D.01
Graphite Oak	GK120472D.03
Pacific Walnut	GK120472D.04
All above finishes £1,296.00	

Gloss White	GK12047DGW
Gloss Dark Grey	GK12047DGG
Gloss Mid Grey	GK12047D.05
Matt Mid Grey	GK12047D.00
Matt Pebble	GK12047D.02
Matt Mink	GK12047D.01
Graphite Oak	GK12047D.03
Pacific Walnut	GK12047D.04
All above finishes £1,767.00	

Standard Bespoke Colours for Kube X Furniture

Made to order 4-5 wks

Gloss Mink	GK120472DGI
Mali Wenge	GK120472DWM
Gloss Blue Metallic	GK120472DGU
Sand Oak	GK120472DWS

All above finishes
£1,426.00

Standard Bespoke Colours for Kube X Furniture

Made to order 4-5 wks

Gloss Mink	GK12047DGI
Mali Wenge	GK12047DWM
Gloss Blue Metallic	GK12047DGU
Sand Oak	GK12047DWS

All above finishes
£1,943.00

Over **130** additional colours available, please refer to furniture finish samples.
6-7 week lead time.

Kube X 2DR unit £1,685.00

Kube X 4DR unit £2,296.00

Kube X Wall Storage



Kube X Furniture

350 Tall Cabinet

350 (w) x 200 (d) x 1650 (h)

Kube X 350 Tall Cabinet Colours

Gloss White	G35TURGW G35TULGW
Gloss Dark Grey	G35TURGG G35TULGG
Gloss Mid Grey	G35TUR.05 G35TUL.05
Matt Mid Grey	G35TUR.00 G35TUL.00
Matt Pebble	G35TUR.02 G35TUL.02
Matt Mink	G35TUR.01 G35TUL.01
Graphite Oak	G35TUR.03 G35TUL.03
Pacific Walnut	G35TUR.04 G35TUL.04
Gloss Mink	G35TURGI G35TULGI
Mali Wenge	G35TURWM G35TULWM
Gloss Blue Metallic	G35TURGU G35TULGU
Sand Oak	G35TURWS G35TULWS

All above finishes
£981.00



Kube X Furniture

300 Wall Cabinet

300 (w) x 200 (d) x 1000 (h)

Kube X 300 Wall Cabinet Colours

Gloss White	G30TWRGW G30TWLGW
Gloss Dark Grey	G30TWRGG G30TWLGG
Gloss Mid Grey	G30TWR.05 G30TWL.05
Matt Mid Grey	G30TWR.00 G30TWL.00
Matt Pebble	G30TWR.02 G30TWL.02
Matt Mink	G30TWR.01 G30TWL.01
Graphite Oak	G30TWR.03 G30TWL.03
Pacific Walnut	G30TWR.04 G30TWL.04
Gloss Mink	G30TWRGI G30TWLGI
Mali Wenge	G30TWRWM G30TWLWM
Gloss Blue Metallic	G30TWRGU G30TWLGU
Sand Oak	G30TWRWS G30TWLWS

All above finishes
£670.00

Over **130** additional colours available, please refer to furniture finish samples.
6-7 week lead time.

Kube X Tall unit £1,275.00

Kube X Wall unit £871.00

Kube X Open Wall Storage

KUBE X WALL STORAGE + OPEN UNIT
pacific walnut



Kube X Open 250 Tall Cabinet

250 (w) x 200 (d) x 1650 (h)

Open 250 Tall Cabinet Unit Colours

Gloss White	GSPUTW25GW
Gloss Dark Grey	GSPUTW25GG
Gloss Mid Grey	GSPUTW25.05
Matt Mid Grey	GSPUTW25.00
Matt Pebble	GSPUTW25.02
Matt Mink	GSPUTW25.01
Graphite Oak	GSPUTW25.03
Pacific Walnut	GSPUTW25.04
Gloss Mink	GSPUTW25GI
Mali Wenge	GSPUTW25WM
Gloss Blue Metallic	GSPUTW25GU
Sand Oak	GSPUTW25WS

All above finishes
£689.00



Over **130** additional colours available, please refer to furniture finish samples.
 6-7 week lead time.

Kube X Open unit £896.00

Kube X WC Units



600 WC unit including countertop

600 (w) x 210 (d) x 1215 (h). 18mm countertop

KUBE X WC UNIT
gloss dark grey

Kube X 600 WC Unit Colours

Gloss White	GSWC60GW
Gloss Dark Grey	GSWC60GG
Gloss Mid Grey	GSWC60.05
Matt Mid Grey	GSWC60.00
Matt Pebble	GSWC60.02
Matt Mink	GSWC60.01
Graphite Oak	GSWC60.03
Pacific Walnut	GSWC60.04
Gloss Mink	GSWC60GI
Mali Wenge	GSWC60WM
Gloss Blue Metallic	GSWC60GU
Sand Oak	GSWC60WS


All above finishes
£610.00



Over **130** additional colours available, please refer to furniture finish samples.
6-7 week lead time.

Kube X WC unit £794.00

Kube X Bath Panels



1800

Front panel
Adjustable
460h - 560h



1700

Front panel
Adjustable
460h - 560h



800

End panel
Adjustable
460h - 560h



750

End panel
Adjustable
460h - 560h

Colour	Code	Code	Code	Code
Gloss White	GSFP18GW	GSFP17GW	GSEP80GW	GSEP75GW
Gloss Dark Grey	GSFP18GG	GSFP17GG	GSEP80GG	GSEP75GG
Gloss Mid Grey	GSFP18.05	GSFP17.05	GSEP80.05	GSEP75.05
Matt Mid Grey	GSFP18.00	GSFP17.00	GSEP80.00	GSEP75.00
Matt Pebble	GSFP18.02	GSFP17.02	GSEP80.02	GSEP75.02
Matt Mink	GSFP18.01	GSFP17.01	GSEP80.01	GSEP75.01
Graphite Oak	GSFP18.03	GSFP17.03	GSEP80.03	GSEP75.03
Pacific Walnut	GSFP18.04	GSFP17.04	GSEP80.04	GSEP75.04
Mali Wenge	GSFP18WM	GSFP17WM	GSEP80WM	GSEP75WM
Gloss Mink	GSFP18GI	GSFP17GI	GSEP80GI	GSEP75GI
Gloss Blue Metallic	GSFP18GU	GSFP17GU	GSEP80GU	GSEP75GU
Sand Oak	GSFP18WS	GSFP17WS	GSEP80WS	GSEP75WS
	All above finishes £360.00	All above finishes £335.00	All above finishes £207.00	All above finishes £219.00

Over **130** additional colours available, please refer to furniture finish samples.
6-7 week lead time.

1800: £468.00

1700: £435.00

800: £269.00

750: £258.00



extraglazeantibacterial
 Certified ISO 22196
 99.99% antibacterial (Gloss White)

Kube X

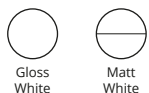
Floorstanding door units

For 50x37, 60x37 & 70x37 Washbasins



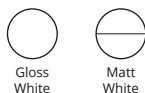
THIS BASIN IS AVAILABLE IN.

See Page **p.28 - p.29**



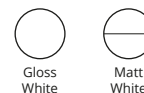
THIS BASIN IS AVAILABLE IN.

See Page **p.28 - p.29**



THIS BASIN IS AVAILABLE IN.

See Page **p.28 - p.29**



GS9447

£326 Gloss White Matt White £410

Washbasin with overflow.
 0-3 Tapholes.
 Wall hung or furniture installation.

GS9454

£354 Gloss White Matt White £445

Washbasin with overflow.
 0-3 Tapholes.
 Wall hung or furniture installation.

GS9455

£395 Gloss White Matt White £469

Washbasin with overflow.
 0-3 Tapholes.
 Wall hung or furniture installation.

Kube X floorstanding unit

Door unit

460 (w) x 355 (d) x 740 (h)



Door unit

560 (w) x 355 (d) x 740 (h)



Door unit

660 (w) x 355 (d) x 740 (h)



Wall storage units, WC units, bath panels and
 countertops for Kube X furniture range see
 page **p.224 - p.227**

*Basin is semi punched and stocked with 0 or 1 taphole. Where possible additional tapholes can be drilled at a cost of £25 each.

Kube X 50x37 Kube X 60x37 Kube X 70x37



Kube X Floorstanding Unit Colours



Kube X Floorstanding Unit Colours



Kube X Floorstanding Unit Colours

Gloss White	GK5037FUGW
Gloss Dark Grey	GK5037FUGG
Gloss Mid Grey	GK5037FU.05
Matt Mid Grey	GK5037FU.00
Matt Pebble	GK5037FU.02
Matt Mink	GK5037FU.01
Graphite Oak	GK5037FU.03
Pacific Walnut	GK5037FU.04
All above finishes £759.00	

Gloss White	GK6037FUGW
Gloss Dark Grey	GK6037FUGG
Gloss Mid Grey	GK6037FU.05
Matt Mid Grey	GK6037FU.00
Matt Pebble	GK6037FU.02
Matt Mink	GK6037FU.01
Graphite Oak	GK6037FU.03
Pacific Walnut	GK6037FU.04
All above finishes £793.00	

Gloss White	GK7037FUGW
Gloss Dark Grey	GK7037FUGG
Gloss Mid Grey	GK7037FU.05
Matt Mid Grey	GK7037FU.00
Matt Pebble	GK7037FU.02
Matt Mink	GK7037FU.01
Graphite Oak	GK7037FU.03
Pacific Walnut	GK7037FU.04
All above finishes £831.00	

Standard Bespoke Colours for Kube X Furniture

Made to order 4-5 wks

Gloss Mink	GK5037FUGI
Mali Wenge	GK5037FUWM
Gloss Blue Metallic	GK5037FUGU
Sand Oak	GK5037FUWS

All above finishes
£835.00

Standard Bespoke Colours for Kube X Furniture

Made to order 4-5 wks

Gloss Mink	GK6037FUGI
Mali Wenge	GK6037FUWM
Gloss Blue Metallic	GK6037FUGU
Sand Oak	GK6037FUWS

All above finishes
£873.00

Standard Bespoke Colours for Kube X Furniture

Made to order 4-5 wks

Gloss Mink	GK7037FUGI
Mali Wenge	GK7037FUWM
Gloss Blue Metallic	GK7037FUGU
Sand Oak	GK7037FUWS

All above finishes
£914.00

Over **130** additional colours available, please refer to furniture finish samples.
6-7 week lead time.

Kube X Floorstanding unit **£987.00**

Kube X Floorstanding unit **£1,031.00**

Kube X Floorstanding unit **£1,080.00**



extraglazeantibacterial
For Gloss White
Certified ISO 22196
99.99% antibacterial (Gloss White)

Kube X

Vanity Basins

Product

Specification

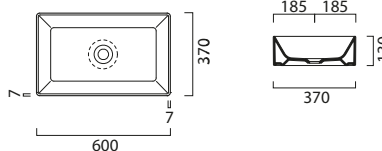
Code

Price £

Kube X 60

Countertop

Washbasin without overflow.



THIS BASIN IS AVAILABLE IN:

See Page [p.28 - p.29](#)



GS9453
Gloss White **319.00**

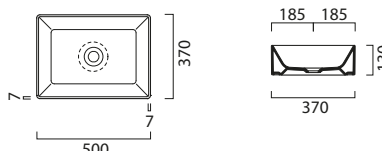
Matt Colours **554.00**

For matching colour wastes, see page [p.159](#)

Kube X 50

Countertop

Washbasin without overflow.



THIS BASIN IS AVAILABLE IN:

See Page [p.28 - p.29](#)



GS9429
Gloss White **290.00**

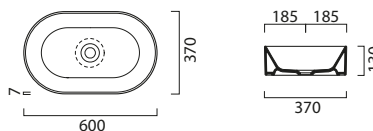
Matt Colours **510.00**

For matching colour wastes, see page [p.159](#)

Kube X 60

Countertop

Washbasin without overflow.



THIS BASIN IS AVAILABLE IN:

See Page [p.28 - p.29](#)



GS9458
Gloss White **349.00**

Matt Colours **618.00**

For matching colour wastes, see page [p.159](#)

KUBE X BASIN
agave

KUBE X BASIN
gloss white





extraglaze antibacterial
 For Gloss White
 Certified ISO 22196
 99.99% antibacterial (Gloss White)

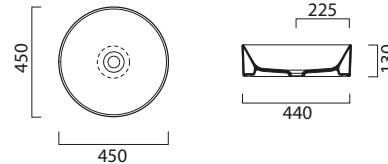
Kube X

Vanity Basins

Product *Specification* *Code* *Price £*

Kube X Ø45

Countertop
 Washbasin without overflow.



GS9427
 Gloss White **349.00**
 Matt Colours **561.00**

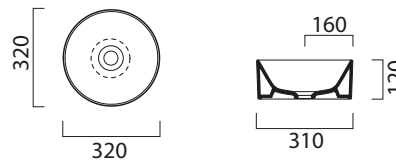
THIS BASIN IS AVAILABLE IN:
 See Page **p.28 - p.29**



For matching colour wastes, see page **p.159**

Kube X Ø32

Countertop
 Washbasin without overflow.



GS9435
 Gloss White **247.00**
 Matt Colours **450.00**

THIS BASIN IS AVAILABLE IN:
 See Page **p.28 - p.29**



For matching colour wastes, see page **p.159**



KUBE X BASIN
 gloss white

KUBE X UNITS
 sand oak/gloss white



extraglaze antibacterial
For Gloss White
Certified ISO 22196
99.99% antibacterial

Kube X

Vanity Basins

Product

Specification

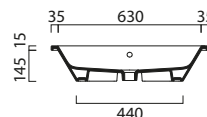
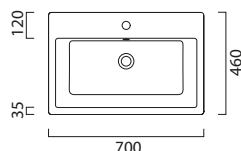
Code

Price £

Kube X 70x46

Built-in Countertop

Washbasin with overflow.
1-3 Tapholes.



GS9437
Gloss White **379.00**

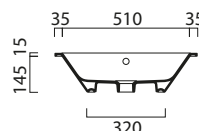
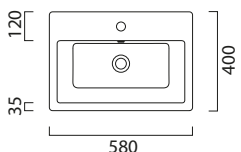
THIS BASIN IS AVAILABLE IN:



Kube X 58x40

Built-in Countertop

Washbasin with overflow.
1-3 Tapholes.



GS9433
Gloss White **295.00**

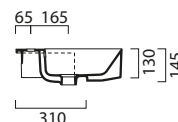
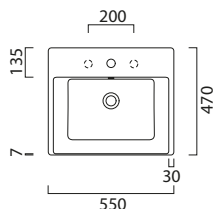
THIS BASIN IS AVAILABLE IN:



Kube X 55x47

Semi-recessed Countertop

Washbasin with overflow.
0-3 Tapholes.



GS9434
Gloss White **323.00**

THIS BASIN IS AVAILABLE IN:



KUBE X BASIN SEMI-RECESSED COUNTERTOP VERSION

KUBE X BASIN BUILT-IN COUNTERTOP VERSION





extraglazeantibacterial
For Gloss White
Certified ISO 22196
99.99% antibacterial

Kube X

Vanity Basins

Product

Kube X 60x37

Built-in Countertop Version

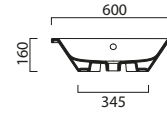
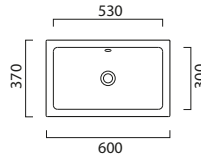
Undermount Version
Requires fixing kit

Washbasin with overflow.

THIS BASIN IS AVAILABLE IN:



Specification



Code

Price £

GS8953

262.00

GS89539
GSFISK

340.00
11.00

KUBE X BASIN UNDERMOUNT VERSION





We recommend Viega
Cisterns, WC frames and
flush plates.



extraglaze antibacterial
Certified ISO 22196
99.99% antibacterial (Gloss Surfaces)



dualglaze



swirlflush





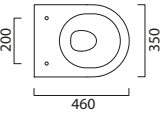
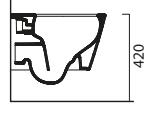



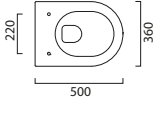
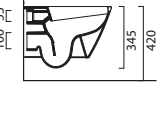





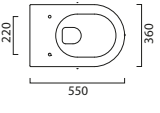
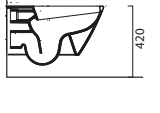





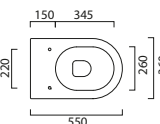
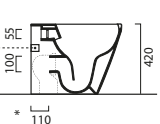



quickrelease



softclose

Kube X

WCs

Product	Specification	Code	Price £
Kube X 46/f  Wall hung NOTE: Requires WC frame with a minimum height of 920mm 	 	GS9418 Gloss White	463.00
THIS WC IS AVAILABLE IN:  Gloss White			
Antibacterial slim soft close seat & cover		White GSMS76SN	199.00
Kube X 50/f  Wall hung NOTE: Requires WC frame with a minimum height of 820mm 	 	GS9416 Gloss White	506.00
THIS WC IS AVAILABLE IN: See Page p.28 - p.29  Gloss White  Matt White  Matt Ardesia			
Antibacterial wrapover soft close seat & cover		White GSMS86CN	155.00
Antibacterial slim soft close seat & cover		White GSMS86CSN	199.00
Antibacterial slim soft close seat & cover		Matt Colours GSMS86CSN	270.00
Kube X 55/f  Wall hung NOTE: Requires WC frame with a minimum height of 920mm 	 	GS9415 Gloss White	593.00
THIS WC IS AVAILABLE IN: See Page p.28 - p.29  Gloss White  Matt White  Matt Ardesia			
Antibacterial wrapover soft close seat & cover		White GSMS86CN	155.00
Antibacterial slim soft close seat & cover		White GSMS86CSN	199.00
Antibacterial slim soft close seat & cover		Matt Colours GSMS86CSN	270.00
Kube X 55/f  Back to wall NOTE: Requires WC frame with a minimum height of 920mm 	 	GS9410 Gloss White	556.00
THIS WC IS AVAILABLE IN: See Page p.28 - p.29  Gloss White  Matt White  Matt Ardesia			
Antibacterial wrapover soft close seat & cover		White GSMS86CN	155.00
Antibacterial slim soft close seat & cover		White GSMS86CSN	199.00
Antibacterial slim soft close seat & cover		Matt Colours GSMS86CSN	270.00



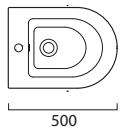
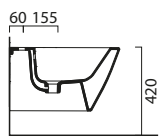


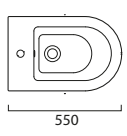
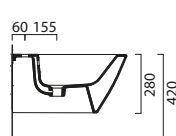


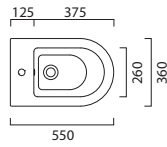
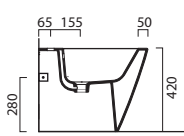
Soundproofing protection GSMPR is available for wall hung WCs and bidets at £16



extraglaze antibacterial dualglaze
 Certified ISO 22196
 99.99% antibacterial (Gloss Surfaces)

Kube

Bidets

Product	Specification	Code	Price £
<p>Kube X 50</p> <p>Wall hung bidet One taphole</p> <p>THIS BIDET IS AVAILABLE IN. See Page p.28 - p.29</p> 	  	<p>GS9464 Gloss White</p> <p>Matt Colours</p>	<p>411.00</p> <p>668.00</p>
<p>Kube X 55</p> <p>Wall hung bidet One taphole</p> <p>THIS BIDET IS AVAILABLE IN. See Page p.28 - p.29</p> 	  	<p>GS9465 Gloss White</p> <p>Matt Colours</p>	<p>433.00</p> <p>703.00</p>
<p>Kube X 55</p> <p>Back to wall bidet One taphole</p> <p>THIS BIDET IS AVAILABLE IN. See Page p.28 - p.29</p> 	  	<p>GS9462 Gloss White</p> <p>Matt Colours</p>	<p>446.00</p> <p>719.00</p>



Kube X

Matching Furniture Countertop for sit on basins. (*worktops in same material as units*)

<i>Standard finishes</i>	<i>Code</i>	<i>Price £</i>
600 mm Countertop for Kube X units	GSCTOP60 (Enter unit code + finish name to order).	199.00
800 mm Countertop for Kube X units	GSCTOP80 (Enter unit code + finish name to order).	210.00
1000 mm Countertop for Kube X units	GSCTOP100 (Enter unit code + finish name to order).	226.00
1200 mm Countertop for Kube X units	GSCTOP120 (Enter unit code + finish name to order).	248.00

<i>Special colour finishes</i>	<i>Code</i>	<i>Price £</i>
600 mm Countertop for Kube X units	GSCTOP60.EGR (Enter unit code + finish name to order).	254.00
800 mm Countertop for Kube X units	GSCTOP80.EGR (Enter unit code + finish name to order).	276.00
1000 mm Countertop for Kube X units	GSCTOP100.EGR (Enter unit code + finish name to order).	297.00
1200 mm Countertop for Kube X units	GSCTOP120.EGR (Enter unit code + finish name to order).	325.00



NUBES BASIN
gloss white

KUBE X DESIGN UNIT
pacific walnut





NORM BASIN
gloss white

NORM UNIT
sand oak

NORM TALL WALL CABINETS
gloss white/sand oak

Norm

With simple lines and sharp edges, Norm is the perfect design for a minimalistic style.

Offering a wide choice of basin sizes, from the space saving Norm 35 to the imposing proportions of Norm 125 double basin, this stunning collection can be customised to suit a wide variety of spaces and requirements, and all basins come with dedicated storage units.

The Norm collection also features WCs with the revolutionary Swirlflush® technology and a sleek rimless design to maximise hygiene and improve flush performance.



We recommend Viega
Cisterns, WC frames and
flush plates.



extraglaze antibacterial
Certified ISO 22196
99.99% antibacterial



swirlflush*



quickrelease



softclose

Norm Collection

THESE ITEMS ARE AVAILABLE IN.



Gloss
White

125×50
GS8627
p.264



120×50
GS8626
p.262



100×50
GS8633
p.260



80×50
GS8634
p.258



60×50
GS8635
p.254



70×40
GS8637
p.256



60×40
GS8636
p.252



50×40
GS8638
p.250



42×34
GS8685
p.248



35×26
GS8650
p.246



55×36/F
GS8615 - Pan  swirlflush*
GS8665 - Bidet
p.276
p.277



50×36/F
GS8616 - Pan  swirlflush*
GS8664 - Bidet
p.276
p.277



NORM BASIN
gloss white





NORM BASIN
gloss white

NORM UNIT
jupiter

NORM WALL CABINET
jupiter

NORM BASIN
gloss white

NORM UNIT
red wine





NORM BASIN
gloss white

NORM UNIT
matt pebble

TALL WALL CABINET
matt pebble

WC
gloss white

NORM BASIN
gloss white

NORM UNIT
matt mid grey





NORM BASIN
gloss white

NORM UNIT
gloss dark grey

NORM TALL WALL
CABINET
gloss dark grey

NORM WC UNIT
gloss dark grey

NORM BASIN
gloss white

NORM UNIT
sand oak

NORM TALL WALL
CABINETS
gloss white/sand oak





extraglazeantibacterial
Certified ISO 22196
99.99% antibacterial

Norm 35 x 26 Washbasin



THIS BASIN IS AVAILABLE IN.



Gloss White

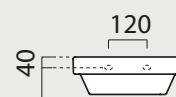
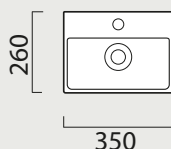
GS8650

£164 Gloss White

Washbasin without overflow.

0-1 Tapholes.

Wall hung or furniture installation.



Norm Unit

1 Door unit Left or Right hand hinge

335 (w) x 250 (d) x 400 (h)



Wall storage units, WC units, bath panels and countertops
for Norm furniture range see page **p.266 - p.271**

*Basin is semi punched and stocked with 0 or 1 taphole. Where possible additional tapholes can be drilled at a cost of £25 each.

Norm 35x26 Furniture Options



Norm 1 Door Unit Colours

Gloss White	GN3526RGW GN3526LGW
Gloss Dark Grey	GN3526RGG GN3526LGG
Gloss Mid Grey	GN3526R.05 GN3526L.05
Matt Mid Grey	GN3526R.00 GN3526L.00
Matt Pebble	GN3526R.02 GN3526L.02
Matt Mink	GN3526R.01 GN3526L.01
Graphite Oak	GN3526R.03 GN3526L.03
Pacific Walnut	GN3526R.04 GN3526L.04
All above finishes £409.00	

Standard Bespoke Colours for Norm Furniture

Made to order 4-5 wks

Gloss Mink	GN3526RGI GN3526LGI
Made to order 4-5 wks	
Mali Wenge	GN3526RWM GN3526LWM
Made to order 4-5 wks	
Gloss Blue Metallic	GN3526RGU GN3526LGU
Made to order 4-5 wks	
Sand Oak	GN3526RWS GN3526LWS
All above finishes £450.00	

Over **130** additional colours available, please refer to furniture finish samples.
6-7 week lead time.

Norm 1 Door unit £531.00



extraglazeantibacterial
Certified ISO 22196
99.99% antibacterial

Norm 42 x 34 Washbasin



THIS BASIN IS AVAILABLE IN.



Gloss White

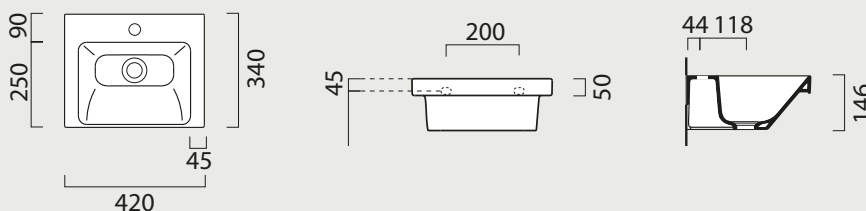
GS8685

£200 Gloss White

Washbasin without overflow.

0-1 Tapholes.

Wall hung or furniture installation.



Towel rail (optional) in chromed metal. £135

GSPANM42

Norm Unit

1 Door unit Left or Right hand hinge

380 (w) x 320 (d) x 400 (h)



Wall storage units, WC units, bath panels and countertops
for Norm furniture range see page **p.266 - p.271**

*Basin is semi punched and stocked with 0 or 1 taphole. Where possible additional tapholes can be drilled at a cost of £25 each.

Norm 42x34 Furniture Options



Norm 1 Door Unit Colours

Gloss White GN4234RGW
GN4234LGW

Gloss Dark Grey GN4234RGG
GN4234LGG

Gloss Mid Grey GN4234R.05
GN4234L.05

Matt Mid Grey GN4234R.00
GN4234L.00

Matt Pebble GN4234R.02
GN4234L.02

Matt Mink GN4234R.01
GN4234L.01

Graphite Oak GN4234R.03
GN4234L.03

Pacific Walnut GN4234R.04
GN4234L.04

All above finishes
£489.00

Standard Bespoke Colours for Norm Furniture

Made to order 4-5 wks

Gloss Mink GN4234RGI
GN4234LGI

Made to order 4-5 wks

Mali Wenge GN4234RWM
GN4234LWM

Made to order 4-5 wks

Gloss Blue Metallic GN4234RGU
GN4234LGU

Made to order 4-5 wks

Sand Oak GN4234RWS
GN4234LWS

All above finishes
£538.00

Over **130** additional colours available, please refer to furniture finish samples.
6-7 week lead time.

Norm 1 Door unit £636.00



extraglazeantibacterial
Certified ISO 22196
99.99% antibacterial

Norm 50 x 40 Washbasin



THIS BASIN IS AVAILABLE IN.



Gloss White

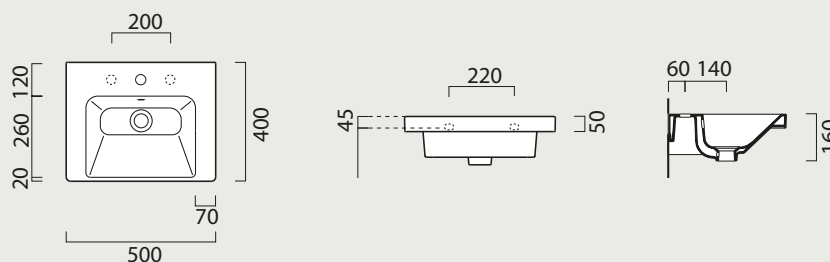
GS8638

£255 Gloss White

Washbasin with overflow.

0-3 Tapholes.

Wall hung or furniture installation.



Towel rail (optional) in chromed metal. £131

GSPASAND50

Norm Unit

1 Drawer unit

470 (w) x 385 (d) x 400 (h)



Norm Unit

2 Drawer unit

470 (w) x 385 (d) x 550 (h)



Wall storage units, WC units, bath panels and
countertops for Norm furniture range see
page **p.266 - p.271**

Wall storage units, WC units, bath panels and
countertops for Norm furniture range see
page **p.266 - p.271**

*Basin is semi punched and stocked with 0 or 1 taphole. Where possible additional tapholes can be drilled at a cost of £25 each.

Norm 50x40 Furniture Options



Norm 1DR Unit Colours

Norm 2DR Unit Colours

Gloss White	GN50401DGW
Gloss Dark Grey	GN50401DGG
Gloss Mid Grey	GN50401D.05
Matt Mid Grey	GN50401D.00
Matt Pebble	GN50401D.02
Matt Mink	GN50401D.01
Graphite Oak	GN50401D.03
Pacific Walnut	GN50401D.04
All above finishes £659.00	

Gloss White	GN5040GW
Gloss Dark Grey	GN5040GG
Gloss Mid Grey	GN5040.05
Matt Mid Grey	GN5040.00
Matt Pebble	GN5040.02
Matt Mink	GN5040.01
Graphite Oak	GN5040.03
Pacific Walnut	GN5040.04
All above finishes £856.00	

Standard Bespoke Colours for Norm Furniture

Made to order 4-5 wks

Gloss Mink	GN50401DGI
Mali Wenge	GN50401DWM
Gloss Blue Metallic	GN50401DGU
Sand Oak	GN50401DWS
All above finishes £725.00	

Standard Bespoke Colours for Norm Furniture

Made to order 4-5 wks

Gloss Mink	GN5040GI
Mali Wenge	GN5040WM
Gloss Blue Metallic	GN5040GU
Sand Oak	GN5040WS
All above finishes £942.00	

Over **130** additional colours available, please refer to furniture finish samples.
6-7 week lead time.

Norm 1DR unit £856.00

Norm 2DR unit £1,113.00



extraglazeantibacterial
Certified ISO 22196
99.99% antibacterial

Norm 60 x 40 Washbasin



THIS BASIN IS AVAILABLE IN.

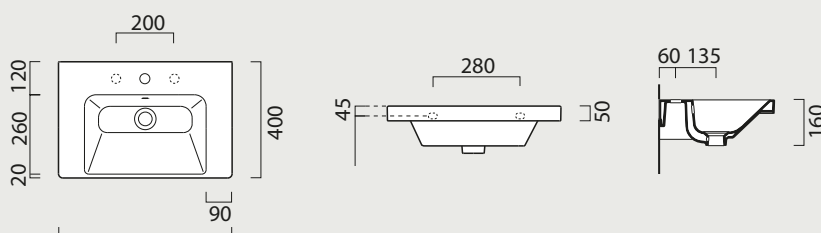


Gloss White

GS8636

£278 Gloss White

Washbasin with overflow.
Only available 1 taphole.
Wall hung or furniture installation.



Towel rail (optional) in chromed metal. £160

GSPASAND60

Norm Unit

1 Drawer unit

570 (w) x 385 (d) x 400 (h)



Norm Unit

2 Drawer unit

570 (w) x 385 (d) x 550 (h)



Wall storage units, WC units, bath panels and
countertops for Norm furniture range see page
p.266 - p.271

Wall storage units, WC units, bath panels and
countertops for Norm furniture range see
page **p.266 - p.271**

*Basin is semi punched, not available no taphole. Where possible additional tapholes can be drilled at a cost of £20 each.

Norm 60x40 Furniture Options



Norm 1DR Unit Colours



Norm 2DR Unit Colours

Gloss White	GN60401DGW
Gloss Dark Grey	GN60401DGG
Gloss Mid Grey	GN60401D.05
Matt Mid Grey	GN60401D.00
Matt Pebble	GN60401D.02
Matt Mink	GN60401D.01
Graphite Oak	GN60401D.03
Pacific Walnut	GN60401D.04
All above finishes £700.00	

Gloss White	GN6040GW
Gloss Dark Grey	GN6040GG
Gloss Mid Grey	GN6040.05
Matt Mid Grey	GN6040.00
Matt Pebble	GN6040.02
Matt Mink	GN6040.01
Graphite Oak	GN6040.03
Pacific Walnut	GN6040.04
All above finishes £901.00	

Standard Bespoke Colours for Norm Furniture

Made to order 4-5 wks

Gloss Mink	GN60401DGI
Mali Wenge	GN60401DWM
Gloss Blue Metallic	GN60401DGU
Sand Oak	GN60401DWS
All above finishes £770.00	

Standard Bespoke Colours for Norm Furniture

Made to order 4-5 wks

Gloss Mink	GN6040GI
Mali Wenge	GN6040WM
Gloss Blue Metallic	GN6040GU
Sand Oak	GN6040WS
All above finishes £991.00	

Over **130** additional colours available, please refer to furniture finish samples.
6-7 week lead time.

Norm 1DR unit £910.00

Norm 2DR unit £1,171.00



extraglazeantibacterial
Certified ISO 22196
99.99% antibacterial

Norm 60 x 50 Washbasin



THIS BASIN IS AVAILABLE IN.



Gloss White

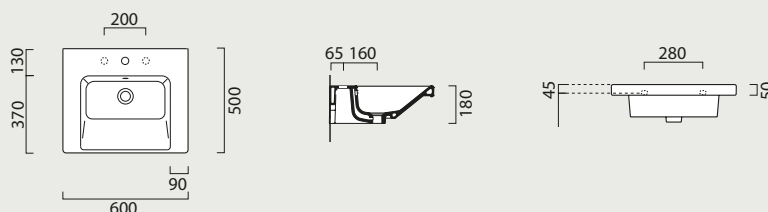
GS8635

£309 Gloss White

Washbasin with overflow.

0-3 Tapholes.

Wall hung or furniture installation.



Towel rail (optional) in chromed metal. £160

GSPASAND60

Norm Unit

1 Drawer unit

560 (w) x 480 (d) x 400 (h)



Norm Unit

2 Drawer unit

560 (w) x 480 (d) x 550 (h)



Wall storage units, WC units, bath panels and
countertops for Norm furniture range see page
p.266 - p.271

Wall storage units, WC units, bath panels and
countertops for Norm furniture range see page
p.266 - p.271

*Basin is semi punched and stocked with 0 or 1 taphole. Where possible additional tapholes can be drilled at a cost of £25 each.

Norm 60x50 Furniture Options



Norm 1DR Unit Colours

Norm 2DR Unit Colours

Gloss White	GS60501DGW
Gloss Dark Grey	GS60501DGG
Gloss Mid Grey	GS60501D.05
Matt Mid Grey	GS60501D.00
Matt Pebble	GS60501D.02
Matt Mink	GS60501D.01
Graphite Oak	GS60501D.03
Pacific Walnut	GS60501D.04

Gloss White	GS6050GW
Gloss Dark Grey	GS6050GG
Gloss Mid Grey	GS6050.05
Matt Mid Grey	GS6050.00
Matt Pebble	GS6050.02
Matt Mink	GS6050.01
Graphite Oak	GS6050.03
Pacific Walnut	GS6050.04

All above finishes
£709.00

All above finishes
£901.00

Standard Bespoke Colours for Norm Furniture

Made to order 4-5 wks

Gloss Mink	GS60501DGI
Mali Wenge	GS60501DWM
Gloss Blue Metallic	GS60501DGU
Sand Oak	GS60501DWS

All above finishes
£779.00

Standard Bespoke Colours for Norm Furniture

Made to order 4-5 wks

Gloss Mink	GS6050GI
Mali Wenge	GS6050WM
Gloss Blue Metallic	GS6050GU
Sand Oak	GS6050WS

All above finishes
£991.00

Over **130** additional colours available, please refer to furniture finish samples.
6-7 week lead time.

Norm 1DR unit £921.00

Norm 2DR unit £1,171.00



extraglazeantibacterial
Certified ISO 22196
99.99% antibacterial

Norm 70 x 40 Washbasin



THIS BASIN IS AVAILABLE IN.



Gloss White

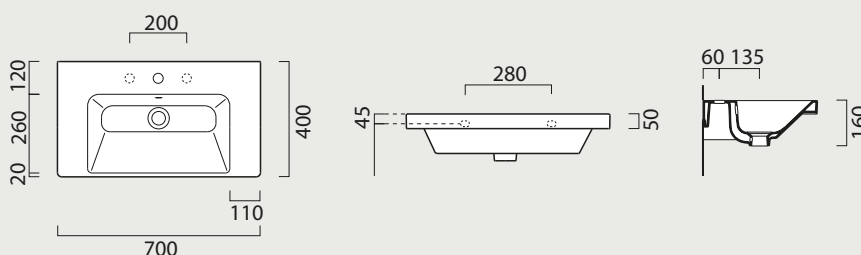
GS8637

£309 Gloss White

Washbasin with overflow.

0-3 Tapholes.

Wall hung or furniture installation.



Towel rail (optional) in chromed metal. £167

GSPASAND70

Norm Unit

1 Drawer unit

660 (w) x 385 (d) x 400 (h)



Norm Unit

2 Drawer unit

660 (w) x 385 (d) x 550 (h)



Wall storage units, WC units, bath panels and
countertops for Norm furniture range see
page **p.266 - p.271**

Wall storage units, WC units, bath panels and
countertops for Norm furniture range see page
p.266 - p.271

*Basin is semi punched and stocked with 0 or 1 taphole. Where possible additional tapholes can be drilled at a cost of £25 each.

Norm 70x40 Furniture Options



Norm 1DR Unit Colours

Norm 2DR Unit Colours

Gloss White	GS70401DGW
Gloss Dark Grey	GS70401DGG
Gloss Mid Grey	GS70401D.05
Matt Mid Grey	GS70401D.00
Matt Pebble	GS70401D.02
Matt Mink	GS70401D.01
Graphite Oak	GS70401D.03
Pacific Walnut	GS70401D.04

All above finishes
£742.00

Gloss White	GS7040GW
Gloss Dark Grey	GS7040GG
Gloss Mid Grey	GS7040.05
Matt Mid Grey	GS7040.00
Matt Pebble	GS7040.02
Matt Mink	GS7040.01
Graphite Oak	GS7040.03
Pacific Walnut	GS7040.04

All above finishes
£932.00

Standard Bespoke Colours for Norm Furniture

Made to order 4-5 wks

Gloss Mink	GS70401DGI
Mali Wenge	GS70401DWM
Gloss Blue Metallic	GS70401DGU
Sand Oak	GS70401DWS

All above finishes
£816.00

Standard Bespoke Colours for Norm Furniture

Made to order 4-5 wks

Gloss Mink	GS7040GI
Mali Wenge	GS7040WM
Gloss Blue Metallic	GS7040GU
Sand Oak	GS7040WS

All above finishes
£1,025.00

Over **130** additional colours available, please refer to furniture finish samples.
6-7 week lead time.

Norm 1DR unit £964.00

Norm 2DR unit £1,212.00



extraglazeantibacterial
Certified ISO 22196
99.99% antibacterial

Norm 80 x 50 Washbasin



THIS BASIN IS AVAILABLE IN.



Gloss White

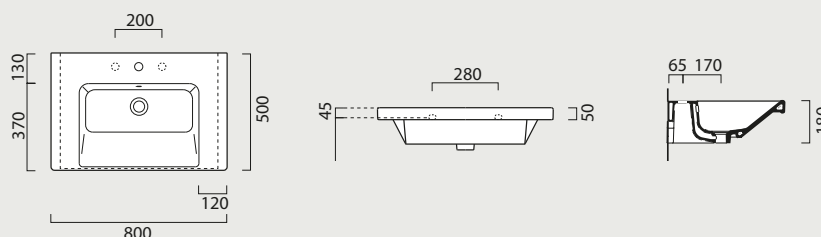
GS8634

£465 Gloss White

Washbasin with overflow.

0-3 Tapholes.

Wall hung or furniture installation.



Towel rail (optional) in chromed metal. £174

GSPASAND80

Norm Unit

1 Drawer unit

770 (w) x 480 (d) x 400 (h)



Norm Unit

2 Drawer unit

770 (w) x 480 (d) x 550 (h)



Wall storage units, WC units, bath panels and
countertops for Norm furniture range see
page **p.266 - p.271**

Wall storage units, WC units, bath panels and
countertops for Norm furniture range see
page **p.266 - p.271**

*Basin is semi punched and stocked with 0 or 1 taphole. Where possible additional tapholes can be drilled at a cost of £25 each.

Norm 80x50 Furniture Options



Norm 1DR Unit Colours

Norm 2DR Unit Colours

Gloss White	GS80501DGW
Gloss Dark Grey	GS80501DGG
Gloss Mid Grey	GS80501D.05
Matt Mid Grey	GS80501D.00
Matt Pebble	GS80501D.02
Matt Mink	GS80501D.01
Graphite Oak	GS80501D.03
Pacific Walnut	GS80501D.04
All above finishes £762.00	

Gloss White	GS8050GW
Gloss Dark Grey	GS8050GG
Gloss Mid Grey	GS8050.05
Matt Mid Grey	GS8050.00
Matt Pebble	GS8050.02
Matt Mink	GS8050.01
Graphite Oak	GS8050.03
Pacific Walnut	GS8050.04
All above finishes £968.00	

Standard Bespoke Colours for Norm Furniture

Made to order 4-5 wks

Gloss Mink	GS80501DGI
Mali Wenge	GS80501DWM
Gloss Blue Metallic	GS80501DGU
Sand Oak	GS80501DWS
All above finishes £839.00	

Standard Bespoke Colours for Norm Furniture

Made to order 4-5 wks

Gloss Mink	GS8050GI
Mali Wenge	GS8050WM
Gloss Blue Metallic	GS8050GU
Sand Oak	GS8050WS
All above finishes £1,065.00	

Over **130** additional colours available, please refer to furniture finish samples.
6-7 week lead time.

Norm 1DR unit £991.00

Norm 2DR unit £1,258.00



extraglazeantibacterial
Certified ISO 22196
99.99% antibacterial

Norm 100 x 50 Washbasin



THIS BASIN IS AVAILABLE IN.



Gloss White

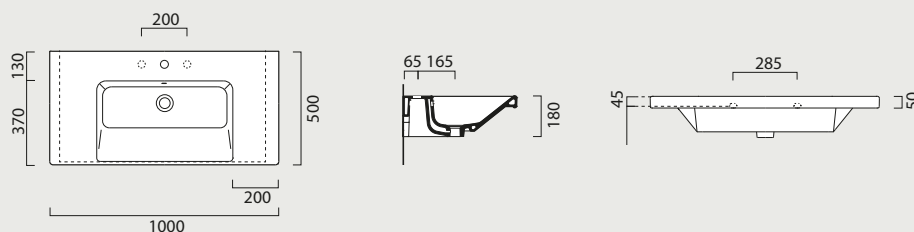
GS8633

£561 Gloss White

Washbasin with overflow.

0-3 Tapholes.

Wall hung or furniture installation.



Towel rail (optional) in chromed metal. £203

GSPASAND100

Norm Unit

1 Drawer unit

960 (w) x 480 (d) x 400 (h)



Norm Unit

2 Drawer unit

960 (w) x 480 (d) x 550 (h)



Wall storage units, WC units, bath panels and
countertops for Norm furniture range see
page **p.266 - p.271**

Wall storage units, WC units, bath panels and
countertops for Norm furniture range see
page **p.266 - p.271**

*Basin is semi punched and stocked with 0 or 1 taphole. Where possible additional tapholes can be drilled at a cost of £25 each.

Norm 100x50 Furniture Options



Norm 1DR Unit Colours

Norm 2DR Unit Colours

Gloss White	GS100501DGW
Gloss Dark Grey	GS100501DGG
Gloss Mid Grey	GS100501D.05
Matt Mid Grey	GS100501D.00
Matt Pebble	GS100501D.02
Matt Mink	GS100501D.01
Graphite Oak	GS100501D.03
Pacific Walnut	GS100501D.04
All above finishes £800.00	

Gloss White	GS10050GW
Gloss Dark Grey	GS10050GG
Gloss Mid Grey	GS10050.05
Matt Mid Grey	GS10050.00
Matt Pebble	GS10050.02
Matt Mink	GS10050.01
Graphite Oak	GS10050.03
Pacific Walnut	GS10050.04
All above finishes £1,044.00	

Standard Bespoke Colours for Norm Furniture

Made to order 4-5 wks

Gloss Mink	GS100501D.GI
Mali Wenge	GS100501D.WM
Gloss Blue Metallic	GS100501D.GU
Sand Oak	GS100501D.WS

All above finishes
£880.00

Standard Bespoke Colours for Norm Furniture

Made to order 4-5 wks

Gloss Mink	GS10050GI
Mali Wenge	GS10050WM
Gloss Blue Metallic	GS10050GU
Sand Oak	GS10050WS

All above finishes
£1,148.00

Over **130** additional colours available, please refer to furniture finish samples.
6-7 week lead time.

Norm 1DR unit £1,040.00

Norm 2DR unit £1,357.00



extraglazeantibacterial
Certified ISO 22196
99.99% antibacterial

Norm 120 x 50 Washbasin



THIS BASIN IS AVAILABLE IN.

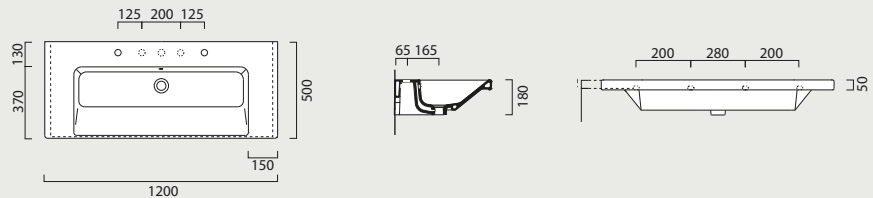


Gloss White

GS8626

£751 Gloss White

Washbasin with overflow.
0-5 Tapholes.
Wall hung or furniture installation..



Towel rail (optional) in chromed metal. £247

GSPASAND120

Norm Unit

1 Drawer unit

1160 (w) x 480 (d) x 400 (h)



Norm Unit

2 Drawer unit

1160 (w) x 480 (d) x 550 (h)



Wall storage units, WC units, bath panels and
countertops for Norm furniture range see
page **p.266 - p.271**

Wall storage units, WC units, bath panels and
countertops for Norm furniture range see
page **p.266 - p.271**

*Basin is semi punched and stocked with 0 or 1 taphole. Where possible additional tapholes can be drilled at a cost of £25 each.

Norm 120x50 Furniture Options



Norm 1DR Unit Colours

Norm 2DR Unit Colours

Gloss White	GS120501DGW
Gloss Dark Grey	GS120501DGG
Gloss Mid Grey	GS120501D.05
Matt Mid Grey	GS120501D.00
Matt Pebble	GS120501D.02
Matt Mink	GS120501D.01
Graphite Oak	GS120501D.03
Pacific Walnut	GS120501D.04
All above finishes £1,048.00	

Gloss White	GS12050GW
Gloss Dark Grey	GS12050GG
Gloss Mid Grey	GS12050.05
Matt Mid Grey	GS12050.00
Matt Pebble	GS12050.02
Matt Mink	GS12050.01
Graphite Oak	GS12050.03
Pacific Walnut	GS12050.04
All above finishes £1,322.00	

Standard Bespoke Colours for Norm Furniture

Made to order 4-5 wks

Gloss Mink	GS120501DGI
Mali Wenge	GS120501DWM
Gloss Blue Metallic	GS120501DGU
Sand Oak	GS120501DWS

All above finishes
£1,153.00

Standard Bespoke Colours for Norm Furniture

Made to order 4-5 wks

Gloss Mink	GS12050GI
Mali Wenge	GS12050WM
Gloss Blue Metallic	GS12050GU
Sand Oak	GS12050WS

All above finishes
£1,455.00

Over **130** additional colours available, please refer to furniture finish samples.
6-7 week lead time.

Norm 1DR unit £1,363.00

Norm 2DR unit £1,719.00



extraglazeantibacterial
Certified ISO 22196
99.99% antibacterial

Norm 125 x 50 Washbasin



THIS BASIN IS AVAILABLE IN.

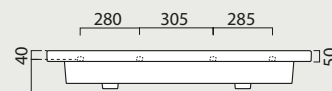
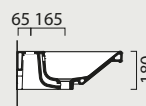
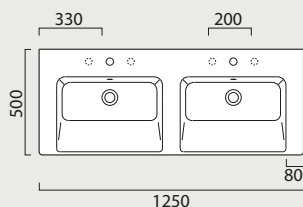


Gloss White

GS8627

£835 Gloss White

Washbasin with overflow.
0-3 Tapholes per basin.
Wall hung or furniture installation.



Towel rail (optional) in chromed metal. £262

GSPASAND125

Norm Unit

2 Drawer unit

1210 (w) x 480 (d) x 400 (h)



Norm Unit

4 Drawer unit

1210 (w) x 480 (d) x 550 (h)



Wall storage units, WC units, bath panels and
countertops for Norm furniture range see
page **p.266 - p.271**

Wall storage units, WC units, bath panels and
countertops for Norm furniture range see
page **p.266 - p.271**

*Basin is semi punched and stocked with 0 or 1 taphole. Where possible additional tapholes can be drilled at a cost of £25 each.

Norm 125x50 Furniture Options



Norm 2DR Unit Colours

Norm 4DR Unit Colours

Gloss White	GS125502DGW
Gloss Dark Grey	GS125502DGG
Gloss Mid Grey	GS125502D.05
Matt Mid Grey	GS125502D.00
Matt Pebble	GS125502D.02
Matt Mink	GS125502D.01
Graphite Oak	GS125502D.03
Pacific Walnut	GS125502D.04
All above finishes £1,359.00	

Gloss White	GN12550GW
Gloss Dark Grey	GN12550GG
Gloss Mid Grey	GN12550.05
Matt Mid Grey	GN12550.00
Matt Pebble	GN12550.02
Matt Mink	GN12550.01
Graphite Oak	GN12550.03
Pacific Walnut	GN12550.04
All above finishes £1,758.00	

Standard Bespoke Colours for Norm Furniture

Made to order 4-5 wks

Gloss Mink	GS125502DGI
Mali Wenge	GS125502DWM
Gloss Blue Metallic	GS125502DGU
Sand Oak	GS125502DWS

All above finishes
£1,495.00

Standard Bespoke Colours for Norm Furniture

Made to order 4-5 wks

Gloss Mink	GN12550GI
Mali Wenge	GN12550WM
Gloss Blue Metallic	GN12550GU
Sand Oak	GN12550WS

All above finishes
£1,934.00

Over **130** additional colours available, please refer to furniture finish samples.
6-7 week lead time.

Norm 2DR unit £1,767.00

Norm 4DR unit £2,286.00

Norm Wall Storage



Norm Furniture 350 Tall Cabinet

350 (w) x 200 (d) x 1650 (h)

Norm 350 Tall Cabinet Colours

Gloss White	G35TURGW G35TULGW
Gloss Dark Grey	G35TURGG G35TULGG
Gloss Mid Grey	G35TUR.05 G35TUL.05
Matt Mid Grey	G35TUR.00 G35TUL.00
Matt Pebble	G35TUR.02 G35TUL.02
Matt Mink	G35TUR.01 G35TUL.01
Graphite Oak	G35TUR.03 G35TUL.03
Pacific Walnut	G35TUR.04 G35TUL.04
Gloss Mink	G35TURGI G35TULGI
Mali Wenge	G35TURWM G35TULWM
Gloss Blue Metallic	G35TURGU G35TULGU
Sand Oak	G35TURWS G35TULWS

All above finishes
£981.00



Norm Furniture 300 Wall Cabinet

300 (w) x 200 (d) x 1000 (h)

Norm 300 Wall Cabinet Colours

Gloss White	G30TWRGW G30TWLGW
Gloss Dark Grey	G30TWRGG G30TWLGG
Gloss Mid Grey	G30TWR.05 G30TWL.05
Matt Mid Grey	G30TWR.00 G30TWL.00
Matt Pebble	G30TWR.02 G30TWL.02
Matt Mink	G30TWR.01 G30TWL.01
Graphite Oak	G30TWR.03 G30TWL.03
Pacific Walnut	G30TWR.04 G30TWL.04
Gloss Mink	G30TWRGI G30TWLGI
Mali Wenge	G30TWRWM G30TWLWM
Gloss Blue Metallic	G30TWRGU G30TWLGU
Sand Oak	G30TWRWS G30TWLWS

All above finishes
£670.00

Over **130** additional colours available, please refer to furniture finish samples.
6-7 week lead time.

Norm Tall unit £1,275.00

Norm Wall unit £872.00

Norm Open Wall Storage

NORM WALL STORAGE + OPEN UNIT
pacific walnut



Norm Open 250 Tall Cabinet

250 (w) x 200 (d) x 1650 (h)

Open 250 Tall Cabinet Unit Colours

Gloss White	GSPUTW25GW
Gloss Dark Grey	GSPUTW25GG
Gloss Mid Grey	GSPUTW25.05
Matt Mid Grey	GSPUTW25.00
Matt Pebble	GSPUTW25.02
Matt Mink	GSPUTW25.01
Graphite Oak	GSPUTW25.03
Pacific Walnut	GSPUTW25.04
Gloss Mink	GSPUTW25GI
Mali Wenge	GSPUTW25WM
Gloss Blue Metallic	GSPUTW25GU
Sand Oak	GSPUTW25WS

All above finishes
£689.00



Over **130** additional colours available, please refer to furniture finish samples.
6-7 week lead time.

Norm Open unit £896.00

Norm WC Units



600 WC unit including countertop
600 (w) x 210 (d) x 1215 (h). 18mm countertop

NORM WC UNIT
gloss dark grey

Norm 600 WC Unit Colours

Gloss White	GSWC60GW
<i>Gloss Dark Grey</i>	GSWC60GG
<i>Gloss Mid Grey</i>	GSWC60.05
<i>Matt Mid Grey</i>	GSWC60.00
<i>Matt Pebble</i>	GSWC60.02
<i>Matt Mink</i>	GSWC60.01
<i>Graphite Oak</i>	GSWC60.03
<i>Pacific Walnut</i>	GSWC60.04
Gloss Mink	GSWC60GI
Mali Wenge	GSWC60WM
Gloss Blue Metallic	GSWC60GU
Sand Oak	GSWC60WS

All above finishes
£610.00



Over **130** additional colours available, please refer to furniture finish samples.
6-7 week lead time.

Norm WC unit £794.00

Norm Bath Panels



1800

Front panel
Adjustable
460h - 560h



1700

Front panel
Adjustable
460h - 560h



800

End panel
Adjustable
460h - 560h



750

End panel
Adjustable
460h - 560h

Colour	Code	Code	Code	Code
Gloss White	GSFP18GW	GSFP17GW	GSEP80GW	GSEP75GW
Gloss Dark Grey	GSFP18GG	GSFP17GG	GSEP80GG	GSEP75GG
Gloss Mid Grey	GSFP18.05	GSFP17.05	GSEP80.05	GSEP75.05
Matt Mid Grey	GSFP18.00	GSFP17.00	GSEP80.00	GSEP75.00
Matt Pebble	GSFP18.02	GSFP17.02	GSEP80.02	GSEP75.02
Matt Mink	GSFP18.01	GSFP17.01	GSEP80.01	GSEP75.01
Graphite Oak	GSFP18.03	GSFP17.03	GSEP80.03	GSEP75.03
Pacific Walnut	GSFP18.04	GSFP17.04	GSEP80.04	GSEP75.04
Mali Wenge	GSFP18WM	GSFP17WM	GSEP80WM	GSEP75WM
Gloss Mink	GSFP18GI	GSFP17GI	GSEP80GI	GSEP75GI
Gloss Blue Metallic	GSFP18GU	GSFP17GU	GSEP80GU	GSEP75GU
Sand Oak	GSFP18WS	GSFP17WS	GSEP80WS	GSEP75WS
	All above finishes £360.00	All above finishes £335.00	All above finishes £207.00	All above finishes £219.00

Over **130** additional colours available, please refer to furniture finish samples.
6-7 week lead time.

1800: £468.00

1700: £435.00

800: £269.00


750: £258.00

Norm

LG Hi-Macs Countertop for sit on basins

GSI Norm Natural


Stone Acrylic Countertop Lava 12mm thick with bevelled edge



	Code	Price £
600 x 500 Countertop for Norm units Use GS6050 unit with this top	GS6050TOP.A	428.00
800 x 500 Countertop for Norm units Use GS8050 unit with this top	GS8050TOP.A	503.00
1000 x 500 Countertop for Norm units Use GS10050 unit with this top	GS10050TOP.A	591.00
1200 x 500 Countertop for Norm units Use GS12050 unit with this top	GS12050TOP.A	660.00
1250 x 500 Countertop for Norm units Use GN12550 unit with this top	GS12550TOP.A	678.00

GSI Norm Natural

Stone Acrylic Countertop Pearl 12mm thick with bevelled edge



	Code	Price £
600 x 500 Countertop for Norm units Use GS6050 unit with this top	GS6050TOP.B	428.00
800 x 500 Countertop for Norm units Use GS8050 unit with this top	GS8050TOP.B	503.00
1000 x 500 Countertop for Norm units Use GS10050 unit with this top	GS10050TOP.B	591.00
1200 x 500 Countertop for Norm units Use GS12050 unit with this top	GS12050TOP.B	660.00
1250 x 500 Countertop for Norm units Use GN12550 unit with this top	GS12550TOP.B	678.00



NUBES BASIN
gloss white

NORM UNIT
pacific walnut

Norm

Matching Furniture Countertop for sit on basins. (*worktops in same material as units, 18mm thick*)

<i>Standard finishes</i>	<i>Code</i>	<i>Price £</i>
600 mm Countertop for Norm units	GSCTOP60 (Enter unit code + finish name to order).	199.00
800 mm Countertop for Norm units	GSCTOP80 (Enter unit code + finish name to order).	210.00
1000 mm Countertop for Norm units	GSCTOP10 (Enter unit code + finish name to order).	226.00
1200/1250 mm Countertop for Norm units	GSCTOP12 (Enter unit code + finish name to order).	248.00

<i>Special colour finishes</i>	<i>Code</i>	<i>Price £</i>
600 mm Countertop for Norm units	GSCTOP60.EGR (Enter unit code + finish name to order).	254.00
800 mm Countertop for Norm units	GSCTOP80.EGR (Enter unit code + finish name to order).	276.00
1000 mm Countertop for Norm units	GSCTOP10.EGR (Enter unit code + finish name to order).	297.00
1200/1250 mm Countertop for Norm units	GSCTOP12.EGR (Enter unit code + finish name to order).	325.00



NUBES BASIN
gloss white

NORM UNIT
pacific walnut



extraglazeantibacterial
 Certified ISO 22196
 99.99% antibacterial

Norm

Floorstanding door units

For 50x40, 60x40 & 70x40 Washbasins



THIS BASIN IS AVAILABLE IN.



Gloss White

GS8638

£255 Gloss White

Washbasin with overflow.
 0-3 Tapholes.
 Wall hung or furniture installation.



THIS BASIN IS AVAILABLE IN.



Gloss White

GS8636

£278 Gloss White

Washbasin with overflow.
 Only available 1 taphole.
 Wall hung or furniture installation.



THIS BASIN IS AVAILABLE IN.



Gloss White

GS8637

£309 Gloss White

Washbasin with overflow.
 0-3 Tapholes.
 Wall hung or furniture installation.

Norm floorstanding unit

Door unit

470 (w) x 385 (d) x 785 (h)



Door unit

570 (w) x 385 (d) x 785 (h)



Door unit

660 (w) x 385 (d) x 785 (h)



Wall storage units, WC units, bath panels and
 countertops for Norm furniture range see
 page **p.266 - p.271**

*Basin is semi punched and stocked with 0 or 1 taphole. Where possible additional tapholes can be drilled at a cost of £25 each.

Norm 50x40

Norm 60x40

Norm 70x40



Norm Floorstanding Unit Colours

Norm Floorstanding Unit Colours

Norm Floorstanding Unit Colours

Gloss White	GN5040FUGW
Gloss Dark Grey	GN5040FUGG
Gloss Mid Grey	GN5040FU.05
Matt Mid Grey	GN5040FU.00
Matt Pebble	GN5040FU.02
Matt Mink	GN5040FU.01
Graphite Oak	GN5040FU.03
Pacific Walnut	GN5040FU.04
All above finishes £759.00	

Gloss White	GN6040FUGW
Gloss Dark Grey	GN6040FUGG
Gloss Mid Grey	GN6040FU.05
Matt Mid Grey	GN6040FU.00
Matt Pebble	GN6040FU.02
Matt Mink	GN6040FU.01
Graphite Oak	GN6040FU.03
Pacific Walnut	GN6040FU.04
All above finishes £793.00	

Gloss White	GN7040FUGW
Gloss Dark Grey	GN7040FUGG
Gloss Mid Grey	GN7040FU.05
Matt Mid Grey	GN7040FU.00
Matt Pebble	GN7040FU.02
Matt Mink	GN7040FU.01
Graphite Oak	GN7040FU.03
Pacific Walnut	GN7040FU.04
All above finishes £831.00	

Bespoke colours from Norm Standard range

Made to order 4-5 wks

Gloss Mink	GN5040FUGI
Mali Wenge	GN5040FUWM
Gloss Blue Metallic	GN5040FUGU
Sand Oak	GN5040FUWS
All above finishes £835.00	

Bespoke colours from Norm Standard range

Made to order 4-5 wks

Gloss Mink	GN6040FUGI
Mali Wenge	GN6040FUWM
Gloss Blue Metallic	GN6040FUGU
Sand Oak	GN6040FUWS
All above finishes £873.00	

Bespoke colours from Norm Standard range

Made to order 4-5 wks

Gloss Mink	GN7040FUGI
Mali Wenge	GN7040FUWM
Gloss Blue Metallic	GN7040FUGU
Sand Oak	GN7040FUWS
All above finishes £914.00	

Over **130** additional colours available, please refer to furniture finish samples.
6-7 week lead time.

Norm Floorstanding unit £987.00

Norm Floorstanding unit £1,031.00

Norm Floorstanding unit £1,080.00



extraglazeantibacterial
Certified ISO 22196
99.99% antibacterial

Norm

Floorstanding drawer units

For 60x50 & 80x50 Washbasins



THIS BASIN IS AVAILABLE IN.



Gloss White



THIS BASIN IS AVAILABLE IN.



Gloss White

GS8635

£309 Gloss White

Washbasin with overflow.
0-3 Tapholes.
Wall hung or furniture installation.

GS8634

£465 Gloss White

Washbasin with overflow.
0-3 Tapholes.
Wall hung or furniture installation.

Norm floorstanding unit

2 Drawer unit

560 (w) x 480 (d) x 785 (h)

2 Drawer unit

770 (w) x 480 (d) x 785 (h)



Wall storage units, WC units, bath panels and
countertops for Norm furniture range see
page **p.266 - p.271**

*Basin is semi punched and stocked with 0 or 1 taphole. Where possible additional tapholes can be drilled at a cost of £25 each.

Norm 60x50

Norm 80x50



Norm 1DR Unit Colours

Norm 2DR Unit Colours

Gloss White	GS6050FUGW
Gloss Dark Grey	GS6050FUGG
Gloss Mid Grey	GS6050FU.05
Matt Mid Grey	GS6050FU.00
Matt Pebble	GS6050FU.02
Matt Mink	GS6050FU.01
Graphite Oak	GS6050FU.03
Pacific Walnut	GS6050FU.04
All above finishes £1,036.00	

Gloss White	GS8050FUGW
Gloss Dark Grey	GS8050FUGG
Gloss Mid Grey	GS8050FU.05
Matt Mid Grey	GS8050FU.00
Matt Pebble	GS8050FU.02
Matt Mink	GS8050FU.01
Graphite Oak	GS8050FU.03
Pacific Walnut	GS8050FU.04
All above finishes £1,115.00	

Bespoke colours from Norm Standard range

Made to order 4-5 wks

Gloss Mink	GS6050FUGI
Mali Wenge	GS6050FUWM
Gloss Blue Metallic	GS6050FUGU
Sand Oak	GS6050FUWS

All above finishes
£1,140.00

Bespoke colours from Norm Standard range

Made to order 4-5 wks

Gloss Mink	GS8050FUGI
Mali Wenge	GS8050FUWM
Gloss Blue Metallic	GS8050FUGU
Sand Oak	GS8050FUWS

All above finishes
£1,226.00

Over **130** additional colours available, please refer to furniture finish samples.
6-7 week lead time.

Norm 1DR unit £1,347.00

Norm 2DR unit £1,449.00



We recommend Viega
Cisterns, WC frames and
flush plates.



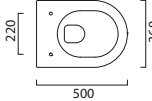
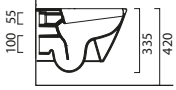


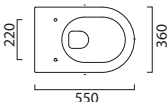
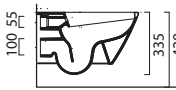
extraglaze antibacterial
Certified ISO 22196
99.99% antibacterial

swirlflush*

quickrelease

softclose

Norm WCs

Product	Specification	Code	Price £
<p>Norm 50/f </p> <p>Wall hung</p> <p>NOTE: Requires WC frame with a minimum height of 820mm</p> <p>THIS WC IS AVAILABLE IN:  Gloss White</p>	 	GS8616	477.00
		Antibacterial wrap over soft close seat & cover	155.00
		Antibacterial slim soft close seat & cover	199.00
<p>Norm 55/f </p> <p>Wall hung</p> <p>NOTE: Requires WC frame with a minimum height of 920mm</p> <p>THIS WC IS AVAILABLE IN:  Gloss White</p>	 	GS8615	573.00
		Antibacterial wrap over soft close seat & cover	155.00
		Antibacterial slim soft close seat & cover	199.00

Soundproofing protection GSMPR is available for wall hung WCs and bidets at £16


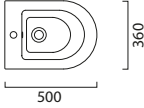
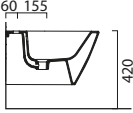

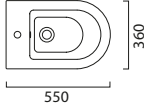
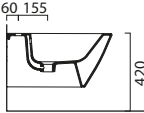


extraglaze antibacterial
 Certified ISO 22196
 99.99% antibacterial

duofit easy
 100% easy to install

Norm

Bidets

Product	Specification	Code	Price £
<p>Norm 50</p> <p>Wall hung bidet One taphole</p> <p>THIS WC IS AVAILABLE IN:</p> <p> Gloss White</p>	 	GS8664	389.00
<p>Norm 55</p> <p>Wall hung bidet One taphole</p> <p>THIS WC IS AVAILABLE IN:</p> <p> Gloss White</p>	 	GS8665	415.00



*NORM WC & BIDET
 gloss white*

Soundproofing protection GSMPR is available for wall hung WCs and bidets at £16

Modular Furniture & Countertops

KUBE X BASINS

MODULAR UNIT
gloss mink/mali wenge/lava worktop

MODULAR WALL CABINET
gloss mink







PURA COUNTERTOP BASIN


*MODULAR UNIT
pistachio/natural concrete door unit & worktop*

*MODULAR WALL CABINET
pistachio*



Modular Furniture & Countertops

Countertops can be made to order for all furniture ranges, 50cm, 47cm and 37cm deep excluding lacquer.



Draw Box Available Without Waste Cut-out
If No Basin Above Either Unit.

£70 additional cost.

(Please specify with order if required).



Door Units Available In All Colours.

450 Wide x 500 Deep door unit for 1 or 2 Drawer units
See page 284 for details.

450 Wide x 370 Deep door unit for 1 or 2 Drawer units
See page 285 for details.

All modular furniture is made to order as a complete set
(approx 4 - 7 weeks subject to colour).

To order, specify drawer unit codes, door unit code and
worktop code page 287 and 289. Specify if no waste cut-out
is required (only needed if using 2 drawer units).



MODULAR UNIT
sand oak/gloss white

MODULAR WALL CABINET
sand oak

Modular 450 mm door units for 500 mm projection units. (Reversible door)

Modular Door Storage for 1DR Unit 450(W) X 500(D) X 400(H)

Modular Door Storage for 2DR Unit 450(W) X 500(D) X 550(H)

Gloss White	G45DOR5040GW
Gloss Dark Grey	G45DOR5040GG
Gloss Mid Grey	G45DOR5040.05
Matt Mid Grey	G45DOR5040.00
Matt Pebble	G45DOR5040.02
Matt Mink	G45DOR5040.01
Graphite Oak	G45DOR5040.03
Pacific Walnut	G45DOR5040.04
All above finishes £597.00	

Gloss White	G45DOR5055GW
Gloss Dark Grey	G45DOR5055GG
Gloss Mid Grey	G45DOR5055.05
Matt Mid Grey	G45DOR5055.00
Matt Pebble	G45DOR5055.02
Matt Mink	G45DOR5055.01
Graphite Oak	G45DOR5055.03
Pacific Walnut	G45DOR5055.04
All above finishes £656.00	

*Bespoke colours
from Modular Standard range*

Made to order 4-5 wks

Gloss Mink	G45DOR5040GI
Mali Wenge	G45DOR5040WM
Gloss Blue Metallic	G45DOR5040GU
Sand Oak	G45DOR5040WS
All above finishes £695.00	

*Bespoke colours
from Modular Standard range*

Made to order 4-5 wks

Gloss Mink	G45DOR5055GI
Mali Wenge	G45DOR5055WM
Gloss Blue Metallic	G45DOR5055GU
Sand Oak	G45DOR5055WS
All above finishes £723.00	

Over **130** additional colours available, please refer to furniture finish samples.
6-7 week lead time.

Modular Door Storage for 1DR Unit: £821.00

Modular Door Storage for 2DR Unit: £852.00

Modular 450 mm door units for 370 mm projection units. (Reversible door)

Modular Door Storage for 1DR Unit 450(W) X 370(D) X 400(H)

Modular Door Storage for 2DR Unit 450(W) X 370(D) X 550(H)

Gloss White	G45DOR3740GW
Gloss Dark Grey	G45DOR3740GG
Gloss Mid Grey	G45DOR3740.05
Matt Mid Grey	G45DOR3740.00
Matt Pebble	G45DOR3740.02
Matt Mink	G45DOR3740.01
Graphite Oak	G45DOR3740.03
Pacific Walnut	G45DOR3740.04
All above finishes £580.00	

Gloss White	G45DOR3755GW
Gloss Dark Grey	G45DOR3755GG
Gloss Mid Grey	G45DOR3755.05
Matt Mid Grey	G45DOR3755.00
Matt Pebble	G45DOR3755.02
Matt Mink	G45DOR3755.01
Graphite Oak	G45DOR3755.03
Pacific Walnut	G45DOR3755.04
All above finishes £632.00	

Bespoke colours from Pura Standard range

Made to order 4-5 wks

Gloss Mink	G45DOR3740DGI
Mali Wenge	G45DOR3740WM
Gloss Blue Metallic	G45DOR3740GU
Sand Oak	G45DOR3740WS
All above finishes £639.00	

Bespoke colours from Pura Standard range

Made to order 4-5 wks

Gloss Mink	G45DOR3755GI
Mali Wenge	G45DOR3755WM
Gloss Blue Metallic	G45DOR3755GU
Sand Oak	G45DOR3755WS
All above finishes £695.00	

Over **130** additional colours available, please refer to furniture finish samples.
6-7 week lead time.

Modular Door Storage for 1DR Unit: £754.00

Modular Door Storage for 2DR Unit: £821.00



Countertop Options

Matching Furniture Countertop for sit on basins. (*worktops in same material as units, 18mm thick*)

Standard finishes

(for inbetween sizes use next size up)

	<i>Code</i>	<i>Price £</i>
600 mm Countertop for units	GSCTOP60 (Enter unit codes + finish name to order).	199.00
800 mm Countertop for units	GSCTOP80 (Enter unit codes + finish name to order).	210.00
1000 mm Countertop for units	GSCTOP10 (Enter unit codes + finish name to order).	226.00
1200 mm Countertop for units	GSCTOP12 (Enter unit codes + finish name to order).	248.00
1400 mm Countertop for units	GSCTOP14 (Enter unit codes + finish name to order).	283.00
1600 mm Countertop for units	GSCTOP16 (Enter unit codes + finish name to order).	318.00
1800 mm Countertop for units	GSCTOP18 (Enter unit codes + finish name to order).	367.00
2000 mm Countertop for units	GSCTOP20 (Enter unit codes + finish name to order).	419.00
2200 mm Countertop for units	GSCTOP22 (Enter unit codes + finish name to order).	478.00
2400 mm Countertop for units	GSCTOP24 (Enter unit codes + finish name to order).	538.00

Special colour finishes

(for inbetween sizes use next size up)

	<i>Code</i>	<i>Price £</i>
600 mm Countertop for units	GSCTOP60.EGR (Enter unit codes + finish name to order).	254.00
800 mm Countertop for units	GSCTOP80.EGR (Enter unit codes + finish name to order).	276.00
1000 mm Countertop for units	GSCTOP10.EGR (Enter unit codes + finish name to order).	297.00
1200 mm Countertop for units	GSCTOP12.EGR (Enter unit codes + finish name to order).	325.00
1400 mm Countertop for units	GSCTOP14.EGR (Enter unit codes + finish name to order).	367.00
1600 mm Countertop for units	GSCTOP16.EGR (Enter unit codes + finish name to order).	412.00
1800 mm Countertop for units	GSCTOP18.EGR (Enter unit codes + finish name to order).	478.00
2000 mm Countertop for units	GSCTOP20.EGR (Enter unit codes + finish name to order).	545.00
2200 mm Countertop for units	GSCTOP22.EGR (Enter unit codes + finish name to order).	622.00
2400 mm Countertop for units	GSCTOP24.EGR (Enter unit codes + finish name to order).	698.00



Composite Worktops

LG Hi-Macs Countertop for sit on basins

GSI Natural


Stone Acrylic Countertop Lava 12mm thick with bevelled edge



		Code	Price £
800 Countertop for units	(Specify unit combination + lava/pearl)	GSLGTOP80	583.00
1000 Countertop for units	(Specify unit combination + lava/pearl)	GSLGTOP10	688.00
1200 Countertop for units	(Specify unit combination + lava/pearl)	GSLGTOP12	796.00
1400 Countertop for units	(Specify unit combination + lava/pearl)	GSLGTOP14	894.00
1600 Countertop for units	(Specify unit combination + lava/pearl)	GSLGTOP16	992.00
1800 Countertop for units	(Specify unit combination + lava/pearl)	GSLGTOP18	1,090.00
2000 Countertop for units	(Specify unit combination + lava/pearl)	GSLGTOP20	1,205.00
2200 Countertop for units	(Specify unit combination + lava/pearl)	GSLGTOP22	1,303.00
2400 Countertop for units	(Specify unit combination + lava/pearl)	GSLGTOP24	1,404.00

GSI Natural

Stone Acrylic Countertop Pearl 12mm thick with bevelled edge



		Code	Price £
800 Countertop for units	(Specify unit combination + lava/pearl)	GSLGTOP80	583.00
1000 Countertop for units	(Specify unit combination + lava/pearl)	GSLGTOP10	688.00
1200 Countertop for units	(Specify unit combination + lava/pearl)	GSLGTOP12	796.00
1400 Countertop for units	(Specify unit combination + lava/pearl)	GSLGTOP14	894.00
1600 Countertop for units	(Specify unit combination + lava/pearl)	GSLGTOP16	992.00
1800 Countertop for units	(Specify unit combination + lava/pearl)	GSLGTOP18	1,090.00
2000 Countertop for units	(Specify unit combination + lava/pearl)	GSLGTOP20	1,205.00
2200 Countertop for units	(Specify unit combination + lava/pearl)	GSLGTOP22	1,303.00
2400 Countertop for units	(Specify unit combination + lava/pearl)	GSLGTOP24	1,404.00



NORM BASIN
gloss white

NORM UNIT
red wine

NORM WALL
CABINET





extraglazeantibacterial
 Certified ISO 22196
 99.99% antibacterial (Gloss White)

Nubes

Floorstanding door units

For 50x40, 60x40 & 70x40 Washbasins

For the unique Nubes look GSPCS Wastes need to be used for these basins. For details see page p.159



THIS BASIN IS AVAILABLE IN.

See Page **p.28 - p.29**



THIS BASIN IS AVAILABLE IN.

See Page **p.28 - p.29**



THIS BASIN IS AVAILABLE IN.

See Page **p.28 - p.29**



GS9682

£311 Gloss White Matt White £492

Washbasin with overflow.
 0-3 Tapholes.
 Wall hung or furniture installation.

GS9683

£334 Gloss White

Washbasin with overflow.
 0-3 Tapholes.
 Wall hung or furniture installation.

GS9687

£359 Gloss White

Washbasin with overflow.
 0-3 Tapholes.
 Wall hung or furniture installation.

Nubes floorstanding unit

Door unit

470 (w) x 385 (d) x 785 (h)



Door unit

570 (w) x 385 (d) x 785 (h)



Door unit

660 (w) x 385 (d) x 785 (h)



Wall storage units, WC units, bath panels and countertops for Nubes furniture range see page **p.88 - p.99**

*Basin is semi punched and stocked with 0 or 1 taphole. Where possible additional tapholes can be drilled at a cost of £25 each.

Nubes 50x40

Nubes 60x40

Nubes 70x40



Nubes Floorstanding Unit Colours

Nubes Floorstanding Unit Colours

Nubes Floorstanding Unit Colours

Gloss White	GN5040FUGW
Gloss Dark Grey	GN5040FUGG
Gloss Mid Grey	GN5040FU.05
Matt Mid Grey	GN5040FU.00
Matt Pebble	GN5040FU.02
Matt Mink	GN5040FU.01
Graphite Oak	GN5040FU.03
Pacific Walnut	GN5040FU.04
All above finishes £759.00	

Gloss White	GN6040FUGW
Gloss Dark Grey	GN6040FUGG
Gloss Mid Grey	GN6040FU.05
Matt Mid Grey	GN6040FU.00
Matt Pebble	GN6040FU.02
Matt Mink	GN6040FU.01
Graphite Oak	GN6040FU.03
Pacific Walnut	GN6040FU.04
All above finishes £793.00	

Gloss White	GN7040FUGW
Gloss Dark Grey	GN7040FUGG
Gloss Mid Grey	GN7040FU.05
Matt Mid Grey	GN7040FU.00
Matt Pebble	GN7040FU.02
Matt Mink	GN7040FU.01
Graphite Oak	GN7040FU.03
Pacific Walnut	GN7040FU.04
All above finishes £831.00	

Standard Bespoke Colours for Nubes Furniture

Made to order 4-5 wks

Gloss Mink	GN5040FUGI
Mali Wenge	GN5040FUWM
Gloss Blue Metallic	GN5040FUGU
Sand Oak	GN5040FUWS

All above finishes
£835.00

Standard Bespoke Colours for Nubes Furniture

Made to order 4-5 wks

Gloss Mink	GN6040FUGI
Mali Wenge	GN6040FUWM
Gloss Blue Metallic	GN6040FUGU
Sand Oak	GN6040FUWS

All above finishes
£873.00

Standard Bespoke Colours for Nubes Furniture

Made to order 4-5 wks

Gloss Mink	GN7040FUGI
Mali Wenge	GN7040FUWM
Gloss Blue Metallic	GN7040FUGU
Sand Oak	GN7040FUWS

All above finishes
£914.00

Over **130** additional colours available, please refer to furniture finish samples.
6-7 week lead time.

Nubes Floorstanding unit **£987.00**

Nubes Floorstanding unit **£1,031.00**

Nubes Floorstanding unit **£1,080.00**



extraglazeantibacterial
Certified ISO 22196
99.99% antibacterial (Gloss White)

Nubes

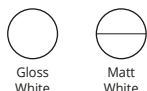
Floorstanding drawer units

For 60x50 & 80x50 Washbasins



THIS BASIN IS AVAILABLE IN.

See Page **p.28 - p.29**



Gloss
White

Matt
White



THIS BASIN IS AVAILABLE IN.

See Page **p.28 - p.29**



Gloss
White

For the unique Nubes
look GSPCS Wastes need
to be used for these basins.
For details see page p.159

GS9631

£341 Gloss White Matt White £582

Washbasin with overflow.

0-3 Tapholes.

Wall hung or furniture installation.

GS9622

£505 Gloss White

Washbasin with overflow.

0-3 Tapholes.

Wall hung or furniture installation.

Nubes floorstanding unit

2 Drawer unit

560 (w) x 480 (d) x 785 (h)



2 Drawer unit

770 (w) x 480 (d) x 785 (h)



Wall storage units, WC units, bath panels and
countertops for Nubes furniture range see
page **p.88 - p.99**

*Basin is semi punched and stocked with 0 or 1 taphole. Where possible additional tapholes can be drilled at a cost of £25 each.

Nubes 60x50

Nubes 80x50



Nubes Floorstanding Unit Colours

Nubes Floorstanding Unit Colours

Gloss White	GS6050FUGW
Gloss Dark Grey	GS6050FUGG
Gloss Mid Grey	GS6050FU.05
Matt Mid Grey	GS6050FU.00
Matt Pebble	GS6050FU.02
Matt Mink	GS6050FU.01
Graphite Oak	GS6050FU.03
Pacific Walnut	GS6050FU.04
All above finishes £1,036.00	

Gloss White	GS8050FUGW
Gloss Dark Grey	GS8050FUGG
Gloss Mid Grey	GS8050FU.05
Matt Mid Grey	GS8050FU.00
Matt Pebble	GS8050FU.02
Matt Mink	GS8050FU.01
Graphite Oak	GS8050FU.03
Pacific Walnut	GS8050FU.04
All above finishes £1,115.00	

Standard Bespoke Colours for Nubes Furniture

Made to order 4-5 wks

Gloss Mink	GS6050FUGI
Mali Wenge	GS6050FUWM
Gloss Blue Metallic	GS6050FUGU
Sand Oak	GS6050FUWS

All above finishes
£1,140.00

Standard Bespoke Colours for Nubes Furniture

Made to order 4-5 wks

Gloss Mink	GS8050FUGI
Mali Wenge	GS8050FUWM
Gloss Blue Metallic	GS8050FUGU
Sand Oak	GS8050FUWS

All above finishes
£1,226.00

Over **130** additional colours available, please refer to furniture finish samples.
6-7 week lead time.

Nubes Floorstanding unit £1,347.00

Nubes Floorstanding unit £1,449.00



extraglazeantibacterial
 Certified ISO 22196
 99.99% antibacterial (Gloss White)

Kube X

Floorstanding door units

For 50x37, 60x37 & 70x37 Washbasins



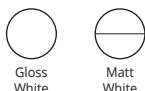
THIS BASIN IS AVAILABLE IN.

See Page **p.28 - p.29**



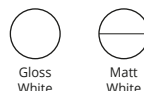
THIS BASIN IS AVAILABLE IN.

See Page **p.28 - p.29**



THIS BASIN IS AVAILABLE IN.

See Page **p.28 - p.29**



GS9447

£326 Gloss White Matt White £410

Washbasin with overflow.
 0-3 Tapholes.
 Wall hung or furniture installation.

GS9454

£354 Gloss White Matt White £445

Washbasin with overflow.
 0-3 Tapholes.
 Wall hung or furniture installation.

GS9455

£395 Gloss White Matt White £469

Washbasin with overflow.
 0-3 Tapholes.
 Wall hung or furniture installation.

Kube X floorstanding unit

Door unit

460 (w) x 355 (d) x 740 (h)



Door unit

560 (w) x 355 (d) x 740 (h)



Door unit

660 (w) x 355 (d) x 740 (h)



Wall storage units, WC units, bath panels and
 countertops for Kube X furniture range see page
p.224 - p.227

*Basin is semi punched and stocked with 0 or 1 taphole. Where possible additional tapholes can be drilled at a cost of £25 each.

Kube X 50x37 Kube X 60x37 Kube X 70x37



Kube X Floorstanding Unit Colours



Kube X Floorstanding Unit Colours



Kube X Floorstanding Unit Colours

Gloss White	GK5037FUGW
Gloss Dark Grey	GK5037FUGG
Gloss Mid Grey	GK5037FU.05
Matt Mid Grey	GK5037FU.00
Matt Pebble	GK5037FU.02
Matt Mink	GK5037FU.01
Graphite Oak	GK5037FU.03
Pacific Walnut	GK5037FU.04
All above finishes £759.00	

Gloss White	GK6037FUGW
Gloss Dark Grey	GK6037FUGG
Gloss Mid Grey	GK6037FU.05
Matt Mid Grey	GK6037FU.00
Matt Pebble	GK6037FU.02
Matt Mink	GK6037FU.01
Graphite Oak	GK6037FU.03
Pacific Walnut	GK6037FU.04
All above finishes £793.00	

Gloss White	GK7037FUGW
Gloss Dark Grey	GK7037FUGG
Gloss Mid Grey	GK7037FU.05
Matt Mid Grey	GK7037FU.00
Matt Pebble	GK7037FU.02
Matt Mink	GK7037FU.01
Graphite Oak	GK7037FU.03
Pacific Walnut	GK7037FU.04
All above finishes £831.00	

Standard Bespoke Colours for Kube X Furniture

Made to order 4-5 wks

Gloss Mink	GK5037FUGI
Mali Wenge	GK5037FUWM
Gloss Blue Metallic	GK5037FUGU
Sand Oak	GK5037FUWS

All above finishes
£835.00

Standard Bespoke Colours for Kube X Furniture

Made to order 4-5 wks

Gloss Mink	GK6037FUGI
Mali Wenge	GK6037FUWM
Gloss Blue Metallic	GK6037FUGU
Sand Oak	GK6037FUWS

All above finishes
£873.00

Standard Bespoke Colours for Kube X Furniture

Made to order 4-5 wks

Gloss Mink	GK7037FUGI
Mali Wenge	GK7037FUWM
Gloss Blue Metallic	GK7037FUGU
Sand Oak	GK7037FUWS

All above finishes
£914.00

Over **130** additional colours available, please refer to furniture finish samples.
6-7 week lead time.

Kube X Floorstanding unit **£987.00**

Kube X Floorstanding unit **£1,031.00**

Kube X Floorstanding unit **£1,080.00**



extraglazeantibacterial
Certified ISO 22196
99.99% antibacterial

Norm

Floorstanding door units

For 50x40, 60x40 & 70x40 Washbasins



THIS BASIN IS AVAILABLE IN.



Gloss White



THIS BASIN IS AVAILABLE IN.



Gloss White



THIS BASIN IS AVAILABLE IN.



Gloss White

GS8638

£255 Gloss White

Washbasin with overflow.
0-3 Tapholes.
Wall hung or furniture installation.

GS8636

£278 Gloss White

Washbasin with overflow.
Only available 1 taphole.
Wall hung or furniture installation.

GS8637

£309 Gloss White

Washbasin with overflow.
0-3 Tapholes.
Wall hung or furniture installation.

Norm floorstanding unit

Door unit

470 (w) x 385 (d) x 785 (h)

Door unit

570 (w) x 385 (d) x 785 (h)

Door unit

660 (w) x 385 (d) x 785 (h)



Wall storage units, WC units, bath panels and
countertops for Norm furniture range see page
p.266 - p.271

*Basin is semi punched and stocked with 0 or 1 taphole. Where possible additional tapholes can be drilled at a cost of £25 each.

Norm 50x40

Norm 60x40

Norm 70x40



Norm Floorstanding Unit Colours

Norm Floorstanding Unit Colours

Norm Floorstanding Unit Colours

Gloss White	GN5040FUGW
Gloss Dark Grey	GN5040FUGG
Gloss Mid Grey	GN5040FU.05
Matt Mid Grey	GN5040FU.00
Matt Pebble	GN5040FU.02
Matt Mink	GN5040FU.01
Graphite Oak	GN5040FU.03
Pacific Walnut	GN5040FU.04
All above finishes £759.00	

Gloss White	GN6040FUGW
Gloss Dark Grey	GN6040FUGG
Gloss Mid Grey	GN6040FU.05
Matt Mid Grey	GN6040FU.00
Matt Pebble	GN6040FU.02
Matt Mink	GN6040FU.01
Graphite Oak	GN6040FU.03
Pacific Walnut	GN6040FU.04
All above finishes £793.00	

Gloss White	GN7040FUGW
Gloss Dark Grey	GN7040FUGG
Gloss Mid Grey	GN7040FU.05
Matt Mid Grey	GN7040FU.00
Matt Pebble	GN7040FU.02
Matt Mink	GN7040FU.01
Graphite Oak	GN7040FU.03
Pacific Walnut	GN7040FU.04
All above finishes £831.00	

Bespoke colours from Norm Standard range

Made to order 4-5 wks

Gloss Mink	GN5040FUGI
Mali Wenge	GN5040FUWM
Gloss Blue Metallic	GN5040FUGU
Sand Oak	GN5040FUWS
All above finishes £835.00	

Bespoke colours from Norm Standard range

Made to order 4-5 wks

Gloss Mink	GN6040FUGI
Mali Wenge	GN6040FUWM
Gloss Blue Metallic	GN6040FUGU
Sand Oak	GN6040FUWS
All above finishes £873.00	

Bespoke colours from Norm Standard range

Made to order 4-5 wks

Gloss Mink	GN7040FUGI
Mali Wenge	GN7040FUWM
Gloss Blue Metallic	GN7040FUGU
Sand Oak	GN7040FUWS
All above finishes £914.00	

Over **130** additional colours available, please refer to furniture finish samples.
6-7 week lead time.

Norm Floorstanding unit £987.00

Norm Floorstanding unit £1,031.00

Norm Floorstanding unit £1,080.00



extraglazeantibacterial
Certified ISO 22196
99.99% antibacterial

Norm

Floorstanding drawer units

For 60x50 & 80x50 Washbasins



THIS BASIN IS AVAILABLE IN.



Gloss White



THIS BASIN IS AVAILABLE IN.



Gloss White

GS8635

£309 Gloss White

Washbasin with overflow.
0-3 Tapholes.
Wall hung or furniture installation.

GS8634

£465 Gloss White

Washbasin with overflow.
0-3 Tapholes.
Wall hung or furniture installation.

Norm floorstanding unit

2 Drawer unit

560 (w) x 480 (d) x 785 (h)

2 Drawer unit

770 (w) x 480 (d) x 785 (h)



Wall storage units, WC units, bath panels and
countertops for Norm furniture range see page
p.266 - p.271

*Basin is semi punched and stocked with 0 or 1 taphole. Where possible additional tapholes can be drilled at a cost of £25 each.

Norm 60x50

Norm 80x50



Norm 1DR Unit Colours

Norm 2DR Unit Colours

Gloss White	GS6050FUGW
Gloss Dark Grey	GS6050FUGG
Gloss Mid Grey	GS6050FU.05
Matt Mid Grey	GS6050FU.00
Matt Pebble	GS6050FU.02
Matt Mink	GS6050FU.01
Graphite Oak	GS6050FU.03
Pacific Walnut	GS6050FU.04
All above finishes £1,036.00	

Gloss White	GS8050FUGW
Gloss Dark Grey	GS8050FUGG
Gloss Mid Grey	GS8050FU.05
Matt Mid Grey	GS8050FU.00
Matt Pebble	GS8050FU.02
Matt Mink	GS8050FU.01
Graphite Oak	GS8050FU.03
Pacific Walnut	GS8050FU.04
All above finishes £1,115.00	

Bespoke colours from Norm Standard range

Made to order 4-5 wks

Gloss Mink	GS6050FUGI
Mali Wenge	GS6050FUWM
Gloss Blue Metallic	GS6050FUGU
Sand Oak	GS6050FUWS

All above finishes
£1,140.00

Bespoke colours from Norm Standard range

Made to order 4-5 wks

Gloss Mink	GS8050FUGI
Mali Wenge	GS8050FUWM
Gloss Blue Metallic	GS8050FUGU
Sand Oak	GS8050FUWS

All above finishes
£1,226.00

Over **130** additional colours available, please refer to furniture finish samples.
6-7 week lead time.

Norm 1DR unit £1,347.00

Norm 2DR unit £1,449.00



MODO BASIN
gloss white

MODO WC & BIDET
gloss white

Modo

Modo is the premium economy collection consisting of sanitaryware, wall-mounted and freestanding, characterized by their curvy forms.

Products that are neutral yet make a great impact, and can find a home in different settings, allowing countless combinations with washbasins of different shapes and installation types. Modo is aimed at a customer target that needs to weigh up purchase choices in both quantitative and qualitative terms. The sanitaryware in this collection has all the benefits of GSI products: Antibacterial Extraglaze®, Swirlflush® system, Quick Release tool-free removal system and Soft Close system for toilet seats.



extraglazeantibacterial
Certified ISO 22196
99.99% antibacterial (Gloss White)

Modo

Collection

THESE BASINS ARE AVAILABLE IN. See Page p.28 - p.29



80×50
GS8644
p.306



60×49
GS8645
p.306



51×45
GS8646
p.306



60×42
GS8842
p.307



60×37
GS8834
p.307



Ø42
GS8851
p.307



60×38
GS9783
p.307



50×35
GS9784
p.307



40×35
GS9785
p.307





*We recommend Viega
Cisterns, WC frames and
flush plates.*

extraglaze antibacterial
Certified ISO 22196
99.99% antibacterial (Gloss White)

swirlflush[®]

quickrelease

softclose

THESE ITEMS ARE AVAILABLE IN. See Page **p.28 - p.29**



Gloss
White



Matt
White



Matt
Ardesia

52×37/F

GS9816 - Pan

GS9864 - Bidet

p.308

p.309



52×37/F

GS9810 - Pan

GS9862 - Bidet

p.308

p.309



Gloss
White only





extraglazeantibacterial
Certified ISO 22196
99.99% antibacterial

Modo Basins

Product

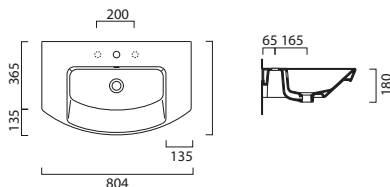
Specification

Code

Price £

Modo 80x50

Wall hung or
furniture installation.



Washbasin with overflow.
1-3 Tapholes.

GS8644
Gloss White

390.00

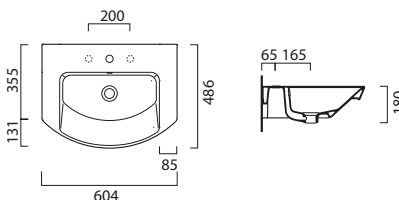
THIS BASIN IS AVAILABLE IN:



Towel rail chrome GSPANMA80 £194

Modo 60x49

Wall hung or
furniture installation.



Washbasin with overflow.
1-3 Tapholes.

GS8645
Gloss White

318.00

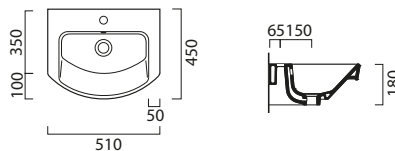
THIS BASIN IS AVAILABLE IN:



Towel rail chrome GSPANMA60 £178

Modo 51x45

Wall hung or
furniture installation.



Washbasin with overflow.
1-3 Taphole.

GS8646
Gloss White

262.00

THIS BASIN IS AVAILABLE IN:




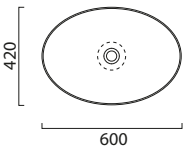
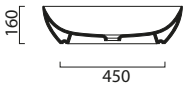


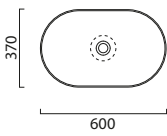
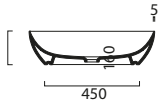


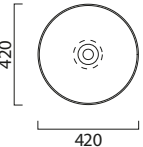
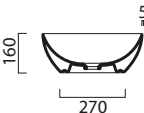


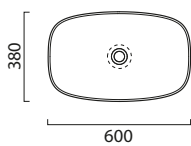


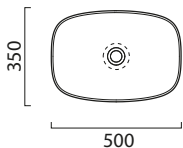


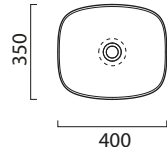

Towel rail chrome GSPANMA50 £147



MODO BASIN
gloss white

Modo

Basins

Product	Specification	Code	Price £
<p>Modo 60x42</p> <p>Countertop</p> <p>Washbasin without overflow.</p>	  	<p>GS8842 Gloss White</p> <p>Matt Colours</p>	<p>463.00</p> <p>696.00</p>
<p>THIS BASIN IS AVAILABLE IN:</p> <p>See Page p.28 - p.29</p>		<p>For matching colour wastes, see page p.159</p>	
<p>Modo 60x37</p> <p>Countertop</p> <p>Washbasin without overflow.</p>	  	<p>GS8834 Gloss White</p> <p>Matt Colours</p>	<p>479.00</p> <p>656.00</p>
<p>THIS BASIN IS AVAILABLE IN:</p> <p>See Page p.28 - p.29</p>		<p>For matching colour wastes, see page p.159</p>	
<p>Modo Ø42</p> <p>Countertop</p> <p>Washbasin without overflow.</p>	  	<p>GS8851 Gloss White</p> <p>Matt Colours</p>	<p>463.00</p> <p>636.00</p>
<p>THIS BASIN IS AVAILABLE IN:</p> <p>See Page p.28 - p.29</p>		<p>For matching colour wastes, see page p.159</p>	
<p>Modo 60</p> <p>Countertop</p>	  <p>Base dimensions 435</p> <p>Height 160</p>	<p>GS9783 Gloss White</p> <p>Matt Colours</p>	<p>462.00</p> <p>648.00</p>
<p>THIS BASIN IS AVAILABLE IN:</p> <p>See Page p.28 - p.29</p>		<p>For matching colour wastes, see page p.159</p>	
<p>Modo 50</p> <p>Countertop</p>	  <p>Base dimensions 355</p> <p>Height 160</p>	<p>GS9784 Gloss White</p> <p>Matt Colours</p>	<p>447.00</p> <p>626.00</p>
<p>THIS BASIN IS AVAILABLE IN:</p> <p>See Page p.28 - p.29</p>		<p>For matching colour wastes, see page p.159</p>	
<p>Modo 40</p> <p>Countertop</p>	  <p>Base dimensions 255</p> <p>Height 160</p>	<p>GS9785 Gloss White</p> <p>Matt Colours</p>	<p>426.00</p> <p>596.00</p>
<p>THIS BASIN IS AVAILABLE IN:</p> <p>See Page p.28 - p.29</p>		<p>For matching colour wastes, see page p.159</p>	



We recommend Viega
Cisterns, WC frames and
flush plates.

extraglaze antibacterial
Certified ISO 22196
99.99% antibacterial (Gloss White)


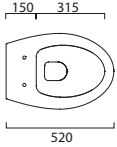
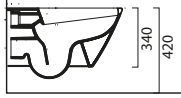

swirlflush*


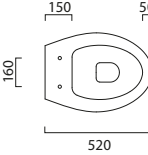
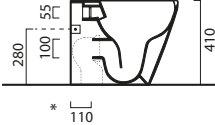

quickrelease

softclose

Modo

WCs

Product	Specification	Code	Price £
Modo 52/f Wall hung WC NOTE: Requires a cistern with a minimum height of 920mm. THIS WC IS AVAILABLE IN. See Page p.28 - p.29	   	GS9816 Gloss White	399.00
		Matt Colours	515.00
Antibacterial soft close seat & cover wrapover		White GSMS98C	107.00
Antibacterial soft close seat & cover wrapover		Matt Colours GSMS98C	199.00
Antibacterial soft close seat & cover slimline		White GSMS93C	125.00
Antibacterial soft close seat & cover slimline		Matt Colours GSMS93C	246.00

Modo 52/f Back to Wall WC NOTE: Requires a cistern with a minimum height of 1000mm. THIS WC IS AVAILABLE IN.	   	GS9810	399.00
		Antibacterial soft close seat & cover wrapover	White GSMS98C
Antibacterial soft close seat & cover slimline	White GSMS93C	125.00	



MODO WC
Wrapover seat
gloss white

MODO WC
Slimline seat
gloss white


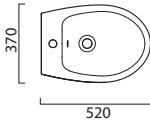
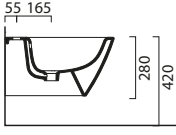


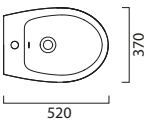
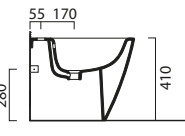

Soundproofing protection GSMPR is available for wall hung WCs and bidets at £16



extraglazeantibacterial
Certified ISO 22196
99.99% antibacterial (Gloss White)

Modo

Bidet

Product	Specification	Code	Price £
Modo 52 Wall hung bidet 1 tap hole	   THIS WC IS AVAILABLE IN. See Page p.28 - p.29	GS9864 Gloss White Matt Colours	388.00 500.00
			
Modo 52 Back to wall bidet 1 tap hole	   THIS WC IS AVAILABLE IN.	GS9862	384.00
			



Soundproofing protection GSMPR is available for wall hung WCs and bidets at £16





CLASSIC BASIN
gloss white

CLASSIC WC & BIDET
gloss white

Classic

The Classic collection features traditional design at its best.

Inspired by the Neoclassical style, these timeless designs are able to recreate a traditional atmosphere in a contemporary environment.

A bespoke range of furniture has been especially designed to enhance the beauty of the sanitary ware. Available in two sophisticated colours - Espresso and Mink – both colour versions are available in oak furniture featuring drawers with a gloss finish.



extraglazeantibacterial
Certified ISO 22196
99.99% antibacterial

Classic Collection

THESE BASINS ARE AVAILABLE IN.



Gloss White

60x46
GS8731
p.322



75x50
GS8787
p.324



90x50
GS8788
p.326



125x54
GS8725
p.328



To be withdrawn late 2023.
Available while stocks last.

55x38
GS7243
p.332



50x35
GS7247
p.332





We recommend Viega
Cisterns, WC frames and
flush plates.

extraglazeantibacterial
Certified ISO 22196
99.99% antibacterial

quickrelease

softclose

THESE ITEMS ARE AVAILABLE IN.



Gloss White

55×37

GS8712 - Pan

GS8765 - Bidet

p.334

p.334



54×37

GS8711 - Pan

GS8762 - Bidet

p.335

p.335



70×37

GS8717 - Pan

p.334



CLASSIC BASIN
gloss white

CLASSIC WC
gloss white

CLASSIC UNIT
mussel woodgrain

CLASSIC TALL CABINET
mussel woodgrain





CLASSIC BASIN
gloss white

CLASSIC UNIT
dust grey woodgrain

CLASSIC TALL CABINET
dust grey woodgrain

CLASSIC MIRROR
dust grey woodgrain

CLASSIC WC
gloss white

CLASSIC BASIN
gloss white

CLASSIC UNIT
dust grey woodgrain

CLASSIC TALL CABINET
dust grey woodgrain



CLASSIC WC & BIDET
gloss white

CLASSIC WC
gloss white

CLASSIC TALL CABINET
mussel woodgrain

with polished chrome bow handles



CLASSIC UNDERMOUNT BASIN
gloss white



CLASSIC BASIN WITH PEDESTAL
gloss white

CLASSIC BASIN
gloss white

CLASSIC UNIT
dust grey woodgrain



CLASSIC WC & BIDET
gloss white





CLASSIC BASIN
gloss white

CLASSIC WC & BIDET
gloss white





extraglazeantibacterial
Certified ISO 22196
99.99% antibacterial

Classic 60 x 46 Washbasin



THIS BASIN IS AVAILABLE IN.

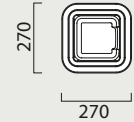
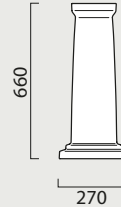
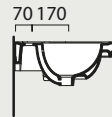
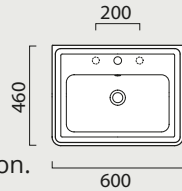


Gloss White

GS8731

£279 Gloss White

Washbasin with overflow.
0-3 Tapholes.
Wall hung or furniture installation.



Towel rail (optional) in chromed metal. £194

GSPACL60

Pedestal (optional) Ceramic pedestal. £222

GS8770

Classic 60 Unit

1 Door

535 (w) x 425 (d) x 810 (h)



Units supplied with round chrome handles as standard see page **p.330** for alternative handle

Matching wall cabinets and mirrors see page **p.330**

*Basin is semi punched and stocked with 0 or 1 taphole. Where possible additional tapholes can be drilled at a cost of £25 each.

Classic 60 Furniture Options



Classic 1 Doors Unit Colours

Dust Grey Woodgrain

GC6046R.06
GC6046L.06

Dove Grey Woodgrain

GC6046R.07
GC6046L.07

Mussel Woodgrain

GC6046R.08
GC6046L.08

Dakar Woodgrain

GC6046R.09
GC6046L.09

All above finishes
£739.00

Classic Furniture is not available in 130 additional colours



extraglazeantibacterial
Certified ISO 22196
99.99% antibacterial

Classic 75 x 50 Washbasin



THIS BASIN IS AVAILABLE IN.

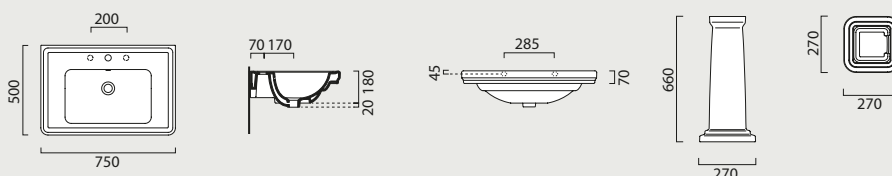


Gloss White

GS8787

£413 Gloss White

Washbasin with overflow.
0-3 Tapholes.
Wall hung or furniture installation.



Towel rail (optional) in chromed metal. £187

GSPA75

Pedestal (optional) Ceramic pedestal. £222

GS8770

Classic 75 Unit

2 Basin doors

668 (w) x 465 (d) x 810 (h)



Units supplied with round chrome handles as standard see page **p.330** for alternative handle

Matching wall cabinets and mirrors see page **p.330**

*Basin is semi punched and stocked with 0 or 1 taphole. Where possible additional tapholes can be drilled at a cost of £25 each.

Classic 75 Furniture Options



Classic 2 Door Unit Colours

Dust Grey Woodgrain	GC7550.06
Dove Grey Woodgrain	GC7550.07
Mussel Woodgrain	GC7550.08
Dakar Woodgrain	GC7550.09

All above finishes
£803.00

Classic Furniture is not available in 130 additional colours



extraglazeantibacterial
Certified ISO 22196
99.99% antibacterial

Classic 90 x 50 Washbasin



THIS BASIN IS AVAILABLE IN.

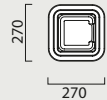
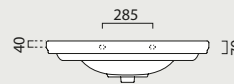
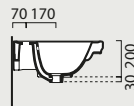
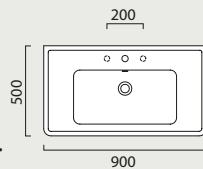


Gloss White

GS8788

£532 Gloss White

Washbasin with overflow.
0-3 Tapholes.
Wall hung or furniture installation.



Towel rail (optional) in chromed metal. £194

GSPA90

Pedestal (optional) Ceramic pedestal. £222

GS8770

Classic 90 Unit

2 Doors

832 (w) x 465 (d) x 810 (h)



Units supplied with round chrome handles as standard see page **p.330** for alternative handle

Matching wall cabinets and mirrors see page **p.330**

*Basin is semi punched and stocked with 0 or 1 taphole. Where possible additional tapholes can be drilled at a cost of £25 each.

Classic 90 Furniture Options



Classic 2 Door Unit Colours

Dust Grey Woodgrain	GC9050.06
Dove Grey Woodgrain	GC9050.07
Mussel Woodgrain	GC9050.08
Dakar Woodgrain	GC9050.09

All above finishes
£893.00

Classic Furniture is not available in 130 additional colours



extraglazeantibacterial
Certified ISO 22196
99.99% antibacterial

Classic 125 x 54 Washbasin



**To be withdrawn late 2023.
Available while stocks last.**

THIS BASIN IS AVAILABLE IN.



Gloss White

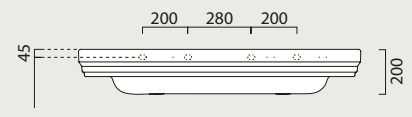
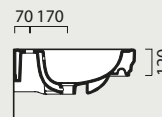
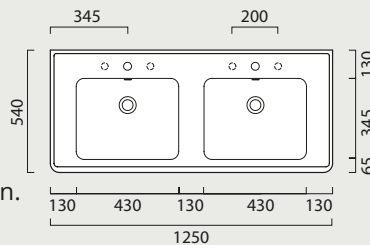
GS8725

£819 Gloss White

Washbasin with overflow.

0-3 Tapholes.

Wall hung or furniture installation.



Towel rail (optional) in chromed metal. £194

GSPA90

Classic 125 Unit

4 Doors

1154 (w) x 485 (d) x 810 (h)



Units supplied with round chrome handles as standard see page **p.330** for alternative handle

Matching wall cabinets and mirrors see page **p.330**

*Basin is semi punched and stocked with 0 or 1 taphole. Where possible additional tapholes can be drilled at a cost of £25 each.

Classic 125 Furniture Options



Classic 4 Doors Unit Colours

Dust Grey Woodgrain	GC12554.06
Dove Grey Woodgrain	GC12554.07
Mussel Woodgrain	GC12554.08
Dakar Woodgrain	GC12554.09

All above finishes
£1,468.00

Classic Furniture is not available in 130 additional colours

CLASSIC BASIN
gloss white



Classic Tall Storage Unit

Left hand & right hand available



Classic 400 Tall Cabinet

385 (w) x 350 (d) x 2000 (h)

Left hand shown

Classic 400 Tall Cabinet Colours

Dust Grey Woodgrain	GC40TUR.06 GC40TUL.06
Dove Grey Woodgrain	GC40TUR.07 GC40TUL.07
Mussel Woodgrain	GC40TUR.08 GC40TUL.08
Dakar Woodgrain	GC40TUR.09 GC40TUL.09

All above finishes
£881.00

Classic Furniture is not available in 130 additional colours



GSI Classic polished chrome bow handle

HAN050/PC

£28 each

Classic Mirrors



Mirror 600
530x895



Mirror 750
760x895



Mirror 900
830x895

<i>Code</i>	<i>Price £</i>	<i>Code</i>	<i>Price £</i>	<i>Code</i>	<i>Price £</i>	<i>Colour</i>
GC60MIR.06	472.00	GC75MIR.06	500.00	GC90MIR.06	522.00	Dust Grey Woodgrain
GC60MIR.07	472.00	GC75MIR.07	500.00	GC90MIR.07	522.00	Dove Grey Woodgrain
GC60MIR.08	472.00	GC75MIR.08	500.00	GC90MIR.08	522.00	Mussel Woodgrain
GC60MIR.09	472.00	GC75MIR.09	500.00	GC90MIR.09	522.00	Dakar Woodgrain



Mirror 100
970x895




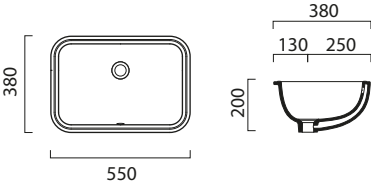
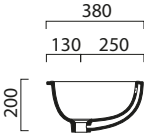


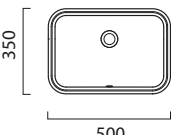
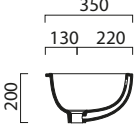

Mirror 1250
1150x895

<i>Code</i>	<i>Price £</i>	<i>Code</i>	<i>Price £</i>	<i>Colour</i>
GC10MIR.06	563.00	GC125MIR.06	626.00	Dust Grey Woodgrain
GC10MIR.07	563.00	GC125MIR.07	626.00	Dove Grey Woodgrain
GC10MIR.08	563.00	GC125MIR.08	626.00	Mussel Woodgrain
GC10MIR.09	563.00	GC125MIR.09	626.00	Dakar Woodgrain



extraglazeantibacterial
For Gloss White
Certified ISO 22196
99.99% antibacterial

Classic Vanity Basins

Product	Specification	Code	Price £
Classic 55x38 Under-mounted	  	GS7243 Gloss White	286.00
THIS BASIN IS AVAILABLE IN:	 Gloss White		
Requires fixing kit		GSFV	8.00
Classic 50x35 Under-mounted	  	GS7247 Gloss White	250.00
THIS BASIN IS AVAILABLE IN:	 Gloss White		
Requires fixing kit		GSFV	8.00

CLASSIC BASIN
text





We recommend Viega
Cisterns, WC frames and
flush plates.

extraglaze antibacterial
Certified ISO 22196
99.99% antibacterial


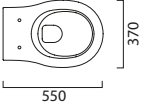
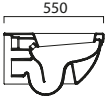

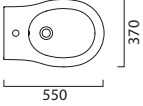
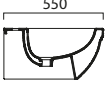

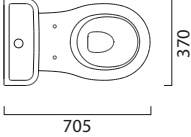
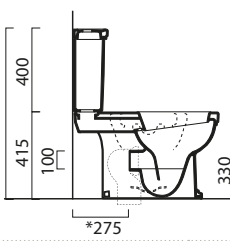
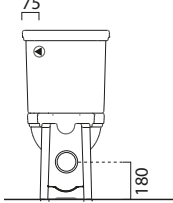
quickrelease

softclose

Classic WCs & Bidets

THESE ITEMS ARE AVAILABLE IN.



Product	Specification	Code	Price £
Classic 55 Wall hung NOTE: Requires WC frame with a minimum height of 920mm	  	GS8712	425.00
	White with chrome	GSMSC87CN11	180.00
	White with gold	GSMO87C11	223.00
	White with bronze	GSMO87C11	206.00
	Black with chrome	GSMSC87C20	208.00
Antibacterial soft close seat & cover			
Classic 55 Wall hung bidet One taphole	  	GS8765	439.00
Classic 70 Close coupled	   	GS8717	457.00
	CC Pan	GS8717	457.00
	Cistern	GS8781	212.00
	Mechanism	GSBPCDF	112.00
	Antibacterial soft close seat & cover	White with chrome White with gold White with bronze Black with chrome	GSMSC87CN11 GSMO87C11 GSMO87C11 GSMSC87C20

Soundproofing protection GSMPR is available for wall hung WCs and bidets at £16

THESE ITEMS ARE AVAILABLE IN.



We recommend Viega
Cisterns, WC frames and
flush plates.




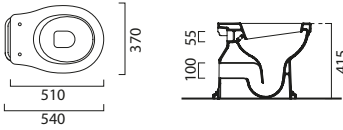

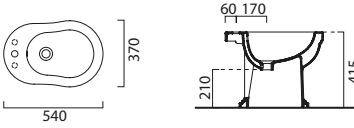
extraglaze antibacterial
Certified ISO 22196
99.99% antibacterial



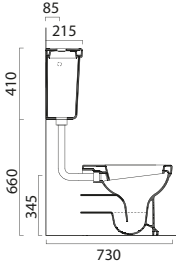
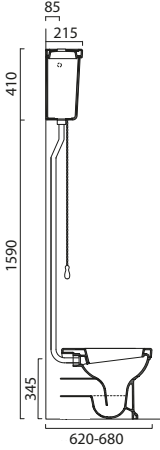
quickrelease



softclose

Product	Specification	Code	Price £
<p><i>Classic 54</i></p>  <p>Floor standing WC with horizontal outlet. See below for cistern options</p>		GS8711	393.00
	White with chrome	GSMSC87CN11	180.00
Antibacterial soft close seat & cover	White with gold	GMSO87C11	223.00
	White with bronze	GMSB87C11	206.00
	Black with chrome	GMSC87C20	208.00
<p><i>Classic 54</i></p>  <p>Floor standing bidet One taphole</p>		GS8762	393.00

Cisterns & Mechanisms

Product	Specification	Code	Price £
<p><i>Low Level Cistern</i></p> <p>For Classic 54</p>		GS8790	279.00
Low level mechanism	Chrome	GSBZCR	435.00
<p><i>High Level Cistern</i></p> <p>For Classic 54</p>		GS8780	272.00
High level mechanism	Chrome	GSBOCR	421.00
	Gold	GSBODR	552.00
	Bronze	GSBOBR	552.00



COMMUNITY BASIN
gloss white

COMMUNITY WC
gloss white

Community

Community is GSI Ceramic's proposal for public or collective bathroom environments. This is a line of sanitary ware that guarantees comfort in terms of design and usage possibilities.

Community also includes a line for differently abled people: the washbasin 70 answers especially to the need to provide service solutions and may be combined with the extended wall hung WC to allow easy access for the less abled.

The products are covered with Extraglaze Antibacterial glaze, a special finishing with silver and titanium ions that reduces bacteria counts by 99.99%.



We recommend Viega
Cisterns, WC frames and
flush plates.

extraglazeantibacterial
For Gloss White
Certified ISO 22196
99.99% antibacterial (Gloss White)

softclose

Community

Collection

THESE ITEMS ARE AVAILABLE IN. See Page p.28 - p.29



Gloss
White



Matt
White



Matt
Ardesia



Matt
Cenere

70×55
GS7633
p.342



60×55
GS7635
p.342



70×36/F
GS7615 - Pan
p.342



Antibacterial seat without cover

35×32/R
GS9097
p.340



35×32/R
GS9098
p.340




30×30/R
GS7695
p.340



30×30/R
GS7696
p.340



COMMUNITY URINAL
gloss white



COMMUNITY URINAL
matt white

COMMUNITY URINAL
ardesia

COMMUNITY URINAL
gloss white





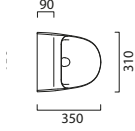
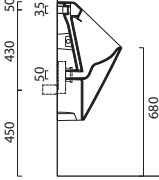


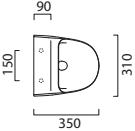
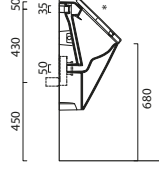


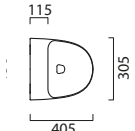
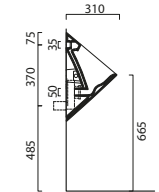


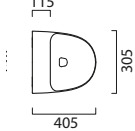
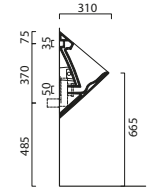
We recommend Viega
Cisterns, W/C frames and
flush plates.

extraglazeantibacterial
For Gloss White
Certified ISO 22196
99.99% antibacterial (Gloss White)

softclose

Community

Urinals

Product	Specification	Code	Price £
Community 32x35 THIS URINAL IS AVAILABLE IN. See Page p.28 - p.29 	  	GS9097 Gloss White Matt Colours	546.00 863.00
Wall hung urinal			
Inlet pipe (water entry 1/2)		GSRAC	42.00
Siphon (with horizontal outlet)		GSSIF50	63.00
Fixing screw		GSFISRO	33.00
Community 32x35 THIS URINAL IS AVAILABLE IN. See Page p.28 - p.29 	  	GS9098 Gloss White Matt Colours	544.00 863.00
Wall hung urinal			
Antibacterial soft close cover		Gloss White GSMSORN	124.00
Antibacterial soft close cover		Other Colours GSMSORN	176.00
Inlet pipe (water entry 1/2)		GSRAC	42.00
Siphon (with horizontal outlet)		GSSIF50	63.00
Fixing screw		GSFISRO	33.00
Community 30x30 THIS URINAL IS AVAILABLE IN. See Page p.28 - p.29 	  	GS7695 Gloss White Matt Colours	473.00 853.00
Wall hung urinal with holes for cover fixings			
Inlet pipe (water entry 1/2)		GSRAC	42.00
Siphon (with horizontal outlet)		GSSIF50	63.00
Fixing screw		GSFISRO	33.00
Community 30x30 THIS URINAL IS AVAILABLE IN. See Page p.28 - p.29 	  	GS7696 Gloss White Matt Colours	473.00 853.00
Wall hung urinal with holes for cover fixings			
Antibacterial soft close cover		Gloss White GSMSORN	124.00
Antibacterial soft close cover		Other Colours GSMSORN	176.00
Inlet pipe (water entry 1/2)		GSRAC	42.00
Siphon (with horizontal outlet)		GSSIF50	63.00
Fixing screw		GSFISRO	33.00





We recommend Viega
Cisterns, WC frames and
flush plates.

extraglaze antibacterial
Certified ISO 22196
99.99% antibacterial

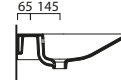
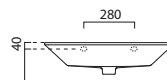
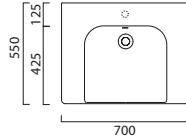
Community Basins & WC

Product	Specification	Code	Price £
---------	---------------	------	---------

Community 70x55

Wall hung installation

Washbasin with overflow.
0-1 Tapholes.



GS7633
Gloss White

494.00

THIS BASIN IS AVAILABLE IN:

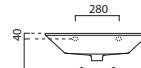
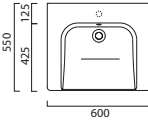


Gloss White

Community 60x55

Wall hung installation

Washbasin with overflow.
0-1 Tapholes.



GS7635
Gloss White

466.00

THIS BASIN IS AVAILABLE IN:



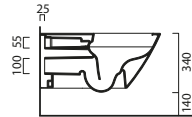
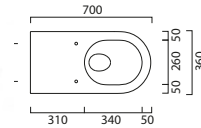
Gloss White

Community 70x37/f



Wall hung WC

NOTE: Requires WC frame
with a minimum height of 920mm



GS7615
Gloss White

813.00

THIS BASIN IS AVAILABLE IN:



Gloss White

Antibacterial slim soft close seat & cover	White	GSMS86CN	155.00
Antibacterial seat without cover soft close	White	GSMS76OR	206.00

COMMUNITY WC
gloss white



COMMUNITY WC
gloss white



COMMUNITY BASIN
gloss white





CITY BASIN
gloss white

CITY WC & BIDET
gloss white

City

The City collection features washbasins of different sizes that can be mounted on walls or worktops. Sanitary ware are available for floor or wall installation with slender toilet seats using the Quick Release mechanism, the Soft-Close closure system and the 4.5 litre Save Water flushing system. Select models of wall mounted and floor standing Wcs use the technical features and efficiency of the Swirlflush® flushing system.



extraglazeantibacterial
Certified ISO 22196
99.99% antibacterial

City

Collection

THESE ITEMS ARE AVAILABLE IN.



Gloss
White

80×50

GS8644

p.349



60×49

GS8645

p.349



51×45

GS8646

p.349





*We recommend Viega
Cisterns, WC frames and
flush plates.*

extraglaze antibacterial
Certified ISO 22196
99.99% antibacterial

swirlflush[®]

quickrelease

softclose

52×35/F

GS9115 - Pan

GS9164 - Bidet

p.350
p.351



52×35/F

GS9110 - Pan

GS9162 - Bidet

p.350
p.351



52×35/F

GS9116 - Pan

GS9164 - Bidet

p.350
p.351



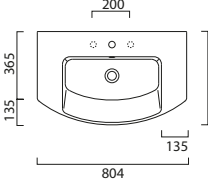
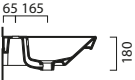


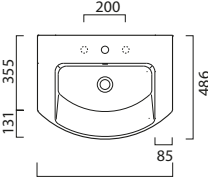
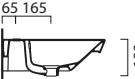


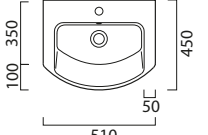







extraglazeantibacterial
 Certified ISO 22196
 99.99% antibacterial

City Basins

Product	Specification	Code	Price £
<p>City 80x50</p> <p>Wall hung or furniture installation.</p> <p>Washbasin with overflow. 1-3 Tapholes.</p> <p>THIS BASIN IS AVAILABLE IN:</p> <p> Gloss White</p>	   <p>Towel rail chrome GSPANMA80 £194</p>	GS8644 Gloss White	390.00
<p>City 60x49</p> <p>Wall hung or furniture installation.</p> <p>Washbasin with overflow. 1-3 Tapholes.</p> <p>THIS BASIN IS AVAILABLE IN:</p> <p> Gloss White</p>	   <p>Towel rail chrome GSPANMA60 £178</p>	GS8645 Gloss White	318.00
<p>City 51x45</p> <p>Wall hung or furniture installation.</p> <p>Washbasin with overflow. 1-3 Taphole.</p> <p>THIS BASIN IS AVAILABLE IN:</p> <p> Gloss White</p>	   <p>Towel rail chrome GSPANMA50 £147</p>	GS8646 Gloss White	262.00



We recommend Viega
Cisterns, WC frames and
flush plates.



extraglaze antibacterial
Certified ISO 22196
99.99% antibacterial



swirlflush®



quickrelease





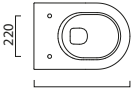
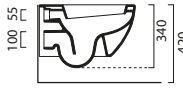


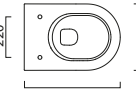
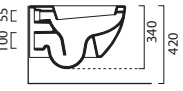


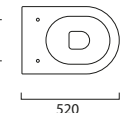
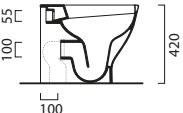
softclose

City WCs

THESE WCs ARE AVAILABLE IN.



Gloss White

Product	Specification	Code	Price £
<p>City Pro 52/f </p> <p>Wall hung WC</p> <p>NOTE: Requires WC frame with a minimum height of 920mm. Closed side fixings.</p> 	 	GS9115	399.00
Antibacterial soft close seat & cover		GSMS91C	122.00
<p>City Pro 52/f </p> <p>Wall hung WC</p> <p>NOTE: Requires WC frame with a minimum height of 920mm. Open side fixings.</p> 	 	GS9116	319.00
Antibacterial soft close seat & cover		GSMS91C	122.00
<p>City Pro 52/f </p> <p>Back to Wall WC</p> <p>NOTE: Requires a cistern with a minimum height of 1000mm.</p> 	 	GS9110	341.00
Antibacterial soft close seat & cover		GSMS91C	122.00

Soundproofing protection GSMPR is available for wall hung WCs and bidets at £16




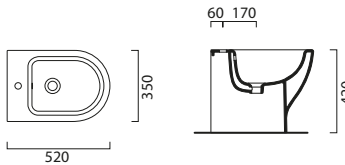

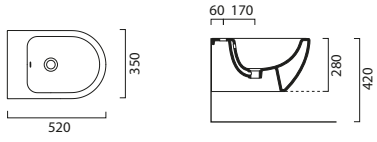
extraglazeantibacterial
Certified ISO 22196
99.99% antibacterial

City Bidet

THESE BIDETS ARE AVAILABLE IN.



Gloss White

<i>Product</i>		<i>Specification</i>		<i>Code</i>	<i>Price £</i>
City Pro 52 Back to wall bidet 1 tap hole				GS9162	291.00
City Pro 52 Wall hung bidet 1 tap hole				GS9164	299.00

Soundproofing protection GSMPR is available for wall hung WCs and bidets at £16





Viega

Prevista Dry WC element with shower WC connection

Prevista Dry Bidet element


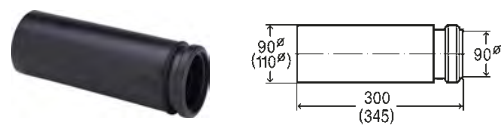
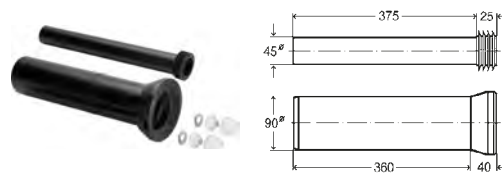
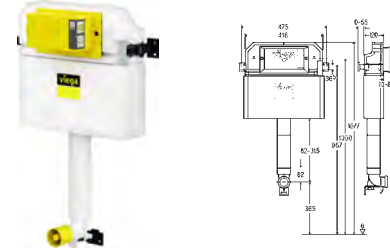
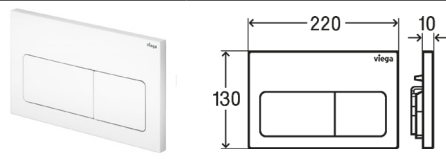
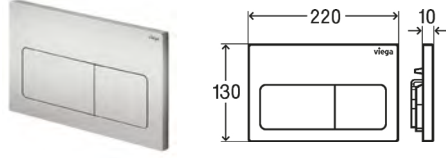
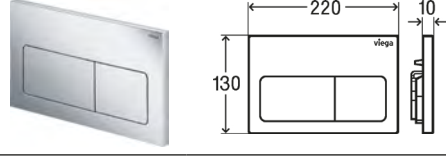
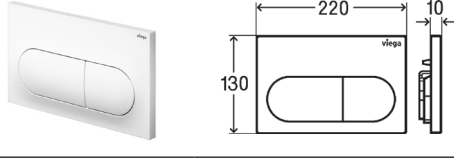
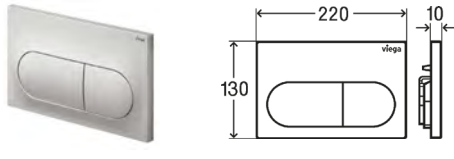
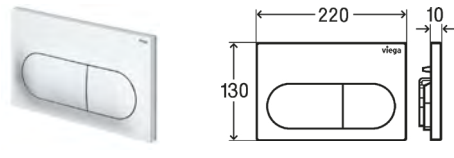
Prevista Dry fixing set universal

Concealed cistern 3H






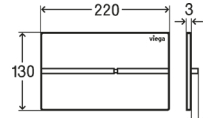

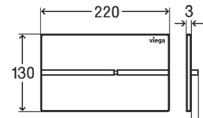

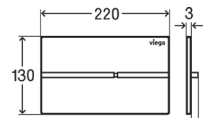

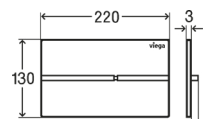

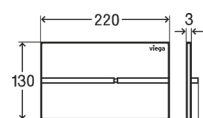

Visign for Life

Visign for Style

PRODUCT		£ PRICE
<p>PREVISTA DRY WC ELEMENT WITH SHOWER WC CONNECTION 1120 MM</p> <p>Article 804 190</p> <ul style="list-style-type: none"> Equipped with Prevista Dry fixing set model 8570.36 Steel, PE compatible with all WC flush plates for Prevista, integration in Prevista Dry Plus, dual flush technology, barrier-free Fixing set included 		<p>Refer to Viega Pricelist</p>
<p>PREVISTA DRY WC ELEMENT WITH SHOWER WC CONNECTION 980 MM</p> <p>Article 804 206</p> <ul style="list-style-type: none"> Equipped with Prevista Dry fixing set model 8570.36 Steel, PE compatible with all WC flush plates for Prevista, integration in Prevista Dry Plus, dual flush technology, barrier-free Fixing set included 		<p>Refer to Viega Pricelist</p>
<p>PREVISTA DRY WC ELEMENT WITH SHOWER WC CONNECTION 820 MM</p> <p>Article 804 213</p> <ul style="list-style-type: none"> Equipped with Prevista Dry fixing set model 8570.36 Steel, PE Compatible with all WC flush plates for Prevista, integration in Prevista Dry Plus, dual flush technology, flush actuation from front or top, barrier-free Fixing set included 		<p>Refer to Viega Pricelist</p>
<p>PREVISTA DRY BIDET ELEMENT 1120 MM</p> <p>Article 776 442</p> <ul style="list-style-type: none"> For wall-hung bidet Steel Integration in Prevista Dry Plus 		<p>Refer to Viega Pricelist</p>
<p>Prevista Dry fixing set Article 776 619</p>		
<p>PREVISTA DRY WASHBASIN ELEMENT 1120 MM, HEIGHT-ADJUSTABLE CONNECTIONS</p> <p>Article 776 183</p> <ul style="list-style-type: none"> For WB with single-hole fitting Steel Integration in Prevista Dry Plus 		<p>Refer to Viega Pricelist</p>
<p>Prevista Dry fixing set Article 776 619</p>		
<p>PREVISTA DRY WASHBASIN ELEMENT 820 – 980 MM</p> <p>Article 776 190</p> <ul style="list-style-type: none"> For WB with single-hole fitting Steel Integration in Prevista Dry Plus Without: measuring tape <p>Prevista Dry fixing set Article 776 619</p>		<p>Refer to Viega Pricelist</p>

PRODUCT		£ PRICE
PREVISTA DRY FIXING SET UNIVERSAL Article 776 619 <ul style="list-style-type: none"> For fixing of the Prevista Dry elements, single mounting direct on the structure, corner mounting on solid or metal support profiles Depth-adjustable 120 – 200 mm, fixing possibilities for cladding 		 Refer to Viega Pricelist
CONNECTING PIECE Article 684 150 <ul style="list-style-type: none"> For horizontal connection of WC element, welding with PE pipe, insertion in waste water pipe. Plastic 		 Refer to Viega Pricelist
CONNECTION SET Article 654 474 <ul style="list-style-type: none"> Flush pipe with flushing pipe connector 45 x 230 mm, WC connection pipe with lip seal, mounting set (cover accessories white). Plastic. 		 Refer to Viega Pricelist
CONCEALED CISTERN 3H Article 804 657 <ul style="list-style-type: none"> For floor-standing WC, immurement and encircling wall. Compatible with all WC flush plates for Prevista, flush actuation from front, dual flush technology. 		 Refer to Viega Pricelist
VISIGN FOR LIFE 5 Article 773 731		 Refer to Viega Pricelist
Cover plate	Alpine white plastic	
Actuator	Alpine white plastic	 Refer to Viega Pricelist
Cover plate	Chrome matt plastic	
Actuator	Chrome matt plastic	 Refer to Viega Pricelist
Cover plate	Chrome-plated plastic	
Actuator	Chrome-plated plastic	 Refer to Viega Pricelist
Cover plate	Alpine white plastic	
Actuator	Alpine white plastic	 Refer to Viega Pricelist
Cover plate	Chrome-plated plastic	
Actuator	Chrome-plated plastic	 Refer to Viega Pricelist
Cover plate	Chrome-plated plastic	
Actuator	Chrome-plated plastic	

PRODUCT			£ PRICE
VISIGN FOR STYLE 20 Article 773 793		 	Refer to Viega Pricelist
Cover plate	Alpine white plastic		
Actuator	Alpine white plastic		
VISIGN FOR STYLE 20 Article 773 786		 	Refer to Viega Pricelist
Cover plate	Chrome matt plastic		
Actuator	Chrome matt plastic		
VISIGN FOR STYLE 20 Article 773 779		 	Refer to Viega Pricelist
Cover plate	Chrome-plated plastic		
Actuator	Chrome-plated plastic		
VISIGN FOR STYLE 20 Article 796 389		 	Refer to Viega Pricelist
Cover plate	Matt black plastic		
Actuator	Matt black plastic		
VISIGN FOR STYLE 21 Article 773 250		 	Refer to Viega Pricelist
Cover plate	Alpine white plastic		
Actuator	Alpine white plastic		
VISIGN FOR STYLE 21 Article 773 243		 	Refer to Viega Pricelist
Cover plate	Chrome matt plastic		
Actuator	Chrome matt plastic		
VISIGN FOR STYLE 21 Article 773 236		 	Refer to Viega Pricelist
Cover plate	Chrome-plated plastic		
Actuator	Chrome-plated plastic		
VISIGN FOR STYLE 21 Article 801 724		 	Refer to Viega Pricelist
Cover plate	Matt black plastic		
Actuator	Matt black plastic		

PRODUCT			£ PRICE
VISIGN FOR STYLE 205 TOUCHLESS ELECTRONIC PLATE Article 774 356		 	Refer to Viega Pricelist
Cover plate	Alpine white plastic		
Actuator	Alpine white plastic		
VISIGN FOR MORE 205 TOUCHLESS ELECTRONIC PLATE Article 774 363		 	Refer to Viega Pricelist
Cover plate	Black glass		
Actuator	Black glass		
VISIGN FOR MORE 204 ELECTRONIC PLATE Article 773 670		 	Refer to Viega Pricelist
Cover plate	Stainless steel matt black		
Actuator	Brushed metal		
VISIGN FOR MORE 204 ELECTRONIC PLATE Article 773 700		 	ON REQUEST
Cover plate	Gold-plated stainless steel		
Actuator	Gold-plated metal		
VISIGN FOR MORE 204 ELECTRONIC PLATE Article 773 649		 	Refer to Viega Pricelist
Cover plate	Polished stainless steel		
Actuator	Polished stainless steel		
VISIGN FOR MORE 204 ELECTRONIC PLATE Article 773 656		 	Refer to Viega Pricelist
Cover plate	Stainless steel black matt		
Actuator	Stainless steel black matt		
VISIGN FOR MORE 204 ELECTRONIC PLATE Article 773 663		 	Refer to Viega Pricelist
Cover plate	Brushed stainless steel		
Actuator	Brushed metal		
ACCESSORY SET Article 783 952 All of the above electronic plates require this accessory set.			Refer to Viega Pricelist

About our furniture

GSI furniture is manufactured in the UK following strict manufacturing standards and using high quality materials. Dedicated designs for each of the GSI ceramics ranges provide a comprehensive furniture offering, all in a range of on-trend finishes in wood grain and gloss. GSI furniture comes with a 5 year warranty. Our

18mm high specification cabinets are assembled using traditional glue and dowel construction, with no visible metal cam fixings. They all feature strong drawers with soft-close function and where indicated door units offer the option of left and right hand opening.

Terms in brief:

Ceramic products are designed and made in Italy and come with a 10 years warranty. The furniture range is specially designed for GSI and is manufactured in the UK. All products must be properly checked prior to installation. GSI will not accept any claim for installation if a defective product is installed. We advise you not to confirm your installation date until full receipt of your order.

All goods must be examined before signing delivery notes. The contents of any package must be examined and checked on receipt. No claims can be entertained for shortages or damages after delivery.

We reserve the right to change details, prices or specifications without prior notice.

Every effort has been made to ensure the accuracy of information in this brochure, but all dimensions are given for your convenience and should only be used as a guide.

Colour reproduction is as accurate as current printing methods allow. Please refer to colour samples available in the showroom before ordering.

All prices shown are RRP inclusive of VAT (non binding).

Full terms and conditions are available upon request.

GSI[®]

www.gsiceramica.co.uk

VALID FROM 01 JUNE 2023